滚轮轴承
TRACK ROLLERS



CYR,NATR,NATV,ETC.



SL01,SL02,SL04,SL18,SL19,ETC.



NUTR,PWTR...2RS,ETC.



STO,RSTO,NA22...2RS,
RNA22...2RS,ETC.



SRF,SRF...SS,ETC.



FCF,PCF,ETC.



NUKR,PWKR...2RS,ETC



CF,CFH,CFE,CCF,KR,KRE,
KRV,KRVE,ETC



FR,FRR,FRN,FRNR,ETC

滚针轴承
NEEDLE BEARINGS



MR..SS,MR...2RS,MR...SRS,
NA...2RS,ETC



MI,IR,LR,LRB,ETC



NA48,NA49,NK,NKI,NKS,NKIS,ETC



NKIA,NKIB,NKX,NKXR,NX,RAX,ETC



MR,SJ,NCS,BR,ETC



NEEDLE & CAGE ASSEMBLY,ETC



NA69 DOUBLE CAGE



HK,BK,TA,SCE,BCE,B,BH,HF,
HFL,RC,RCB,FC,FCB,ETC



AXK+AS,NTA+TRA,811...TN,
812...TN,811..M,812...M,ETC

目录 CONTENTS

1 滚轮轴承 TRACK ROLLERS

A.支撑滚轮 YOKE TYPE TRACK ROLLERS

STO, RSTO, NA22..2RS, NA22..2RS, RNA22..2RS, NATR, NATR..PP, NATV, NATV..PP, NUTR, CYR, CYR..S

SRF, SRF..SS, SRF..RR

B.螺栓滚轮 STUD TYPE TRACK ROLLERS

KR, KRE, KR..PP, KRE..PP, KRV, KRV..PP, KRVE..PP, NUKR, NUKRE, CF, CFH, CFE, FR, FRR, FRN, FRNR

2 实体套圈滚针轴承 MACHINED TYPE NEEDLE ROLLER BEARINGS

A.无内圈滚针轴承 NEEDLE ROLLER BEARINGS WITHOUT INNER RINGS

NK, NKS, RNA49, RNA69, BR, NCS, MR

B.带内圈滚针轴承 NEEDLE ROLLER BEARINGS WITH INNER RINGS

NKI, NKIS, NA49, NA69, BRI

C.密封型滚针轴承 SEALED TYPE NEEDLE ROLLER BEARING

RNA49..2RS, NA49..2RS, MR..SS, MR..2RS

D.无挡边滚针轴承 NEEDLE ROLLER BEARINGS WITHOUT RETAINING EDAGE

RNAO, NAO

F.油泵轴承 OIL PUMP BEARINGS

3 组合轴承 COMBINED RADIAL / THRUST BEARINGS

NKIA, NKIB, NX, NX..Z, NKX, NKX..Z, NKXR, NKXR..Z, RAXF700, RAX400, RAX500, PAXPZ400, RAXZ500

4 内 圈 INNER RINGS

IR, LR, LRB, MI

5 冲压外圈滚针轴承 DRAWN CUP NEEDLE BEARINGS

A.滚针离合器 NEEDLE CLUTCHES

HF, HFL, RC, RCB, FC

B.滚针轴承 NEEDLE BEARINGS

HK, BK, TA, SCE, BCE, SCH, BCH, HK..RS, HK..2RS, HN, SN

6 滚针保持组件 NEEDLE AND CAGE ASSEMBLY

K, KK, KZK, KBK

7 平面推力轴承和垫片 THRUST BEARINGS AND WASHERS

K811..TN, K812..TN, AXK, AXW, NTA, TC, AS, LS, GS, WS



滚轮轴承

NJSKT滚轮轴承是由机加工厚壁外圈、滚针或圆柱滚子、或保持架引导或满装滚动体组、内螺栓或轴或密封组成的轴承单元，可承受较高的径向负荷和一定的冲击负荷，结构紧凑多样、旋转精度高、品种繁多、适应性广、易于安装。广泛应用于机床、冶金机械、纺织机械、印刷机械等机械设备和加工流水线。

NJSKT Track Rollers is a beaing unit composed of machined thick-wall outer ring, needle rollers or cylindrical roller sets, or cage guidance or full complement needle roller, inner ring or bolt and seal. Featuring multiple compact structure , high rotating accuracy, large varieties, broad adaptability and easy installation, it can bear high radial load and certain shock load and is widely used in machine tool, metallurgical, textile and printing machinery, processing lines and etc.

结 构 Structure

RSTO STO	支撑滚轮,无轴向引导，外圈无挡边,带内圈或不带内圈	Yoke type track rollers, outer ring without ribs, with or without inner ring
RNA22...2RS NA22...2RS	支撑滚轮，无轴向引导，两侧唇密封,带内圈或不带内圈	Yoke type track rollers, without axial guidance,lip seals on both sides, with or without inner ring
NATR	支撑滚轮,轴向引导，两侧间隙密封	Yoke type track rollers, with axial guidance, gap seals on both sides
NATR...PP	支撑滚轮,轴向引导，两侧用塑料推力平垫圈	Yoke type track rollers, with axial guidance, plastic axial plain washers on both sides
NATV	支撑滚轮，满装滚针，轴向引导，两侧间隙密封	Yoke type track rollers, full complement needle roller set, with axial guidance, gap seals on both sides
NATV...PP	支撑滚轮，满装滚针，轴向引导，两侧用塑料推力平垫圈	Yoke type track rollers, full complement needle roller set, with axial guidance, plastic axial plain washers on both sides

NUTR	支撑滚轮，满装滚子，轴向引导，两侧迷宫密封	Yoke type track rollers, full complement cylindrical roller set, with axial guidance, labyrinth seals on both sides
PWTR	支撑滚轮,满装滚子，轴向引导，两侧唇密封	Yoke type track rollers, full complement cylindrical roller set, with axial guidance, lip seals on both sides
CYR	英制平档圈轴向引导支撑滚轮	Inch series, plain retaining ring, axial guiding, yoke type track rollers
SRF, SRF...SS SRF...RR	英制支承滚轮，无轴向引导，带密封或不带密封	Inch series, caged roller followers, without axial guidance, with or without seals
KR	螺栓型滚轮,轴向引导，两侧间隙密封	with axial guidance, gap seals on both sides
KR...PP	螺栓型滚轮，轴向引导，两侧用塑料推力平垫圈	with axial guidance, plastic axial plain washers on both sides
KRE	轴向引导,带偏心锁圈,两侧间隙密封	with axial guidance, with eccentric collar, gap seals on both sides
KRE...PP	轴向引导，带偏心锁圈，两侧用塑料推力平垫圈	with axial guidance, with eccentric collar, plastic axial plain washers on both sides
KRV	轴向引导，满装滚针，两侧间隙密封	with axial guidance, full complement needle roller set, gap seals on both sides
KRV...PP	轴向引导，满装滚针，两侧用塑料推力平垫圈	with axial guidance, full complement needle roller set, plastic axial plain washers on both sides
KRVE	轴向引导，带偏心锁圈，满装滚针，两侧间隙密封	with axial guidance, with eccentric collar, full complement needle roller set, gap seals on both sides
KRVE...PP	轴向引导，带偏心锁圈,满装滚针，两侧用塑料推力平垫圈	with axial guidance, with eccentric collar, full complement needle roller set, plastic axial plain washers on both sides
NUKR	轴向引导，满装圆柱滚子，两侧迷宫密封	with axial guidance, full complement cylindrical roller set, labyrinth seals on both sides
NUKRE	轴向引导，带偏心锁圈,满装圆柱滚子，两侧迷宫密封	with axial guidance, with eccentric collar, full complement cylindrical roller set, labyrinth seals on both sides
PWKR	轴向引导，满装圆柱滚子，两侧唇密封	with axial guidance, full complement cylindrical roller set, lip seals on both sides
CF	英制系列螺栓滚轮	Inch series, stud type track rollers
CFE	英制系列螺栓滚轮，带偏心套	Inch series, stud type track rollers with eccentric collar
CFH	英制重载系列螺栓滚轮	Inch series, heavy stud type track rollers
CFHE	英制重载系列螺栓滚轮，带偏心套	Inch series, heavy stud type track rollers with eccentric collar

支撑滚轮轴承 YOKE TYPE TRACK ROLLERS

无轴向引导
Without axial guidance

RSTO, RSTO...X,
STO, STO...X

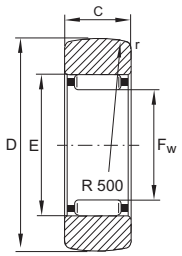

RSTO

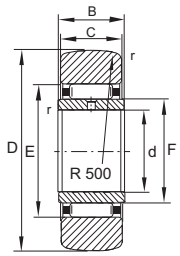

STO

无内圈型号 Without inner ring Desig-nation	质量（克） Mass ≈ g	有内圈型号 With inner ring Desig-nation	质量（克） Mass ≈ g	尺寸（毫米） Dimensions(mm) D	d	C	B	F[1)] F_w	E	r min.	基本额定负荷 Basic load ratings dyn. $C_{r\,w}$ 动态 N	stat. $C_{or\,w}$ 静态 N	极限疲劳载荷 Fatigue limit load $C_{ur\,w}$ N	极限转速 Limit speed $n_{D\,G}$ min^{-1}
RSTO5-TV	8.5	-	-	16	-	7.8	-	7	10	0.3	2550	2550	310	16000
RSTO6-TV	12.5	**STO6-TV**	17	19	6	9.8	10	10	13	0.3	3750	4570	570	10000
RSTO8-TV	21	**STO8-TV**	26	24	8	9.8	10	12	15	0.3	4200	5400	700	8000
RSTO10	42	**STO10**	49	30	10	11.8	12	14	20	0.3	8400	9200	1170	5500
RSTO12	49	**STO12**	57	32	12	11.8	12	16	22	0.3	9000	10100	1300	4500
RSTO15	50	**STO15**	63	35	15	11.8	12	20	26	0.3	9100	10700	1370	3300
RSTO17	88	**STO17**	107	40	17	15.8	16	22	29	0.3	14200	17700	2190	2800
RSTO20	130	**STO20**	152	47	20	15.8	16	25	32	0.3	16200	21500	2700	2400
RSTO25	150	**STO25**	177	52	25	15.8	16	30	37	0.3	16400	22900	2850	1800
RSTO30	255	**STO30**	308	62	30	19.8	20	38	46	0.6	23300	34500	3950	1300
RSTO35	375	**STO35**	441	72	35	19.8	20	42	50	0.6	25500	40000	4650	1100
RSTO40	420	**STO40**	530	80	40	19.8	20	50	58	0.6	23900	39000	4950	850
RSTO45	453	**STO45**	576	85	45	19.8	20	55	63	1	25500	43000	5000	750
RSTO50	481	**STO50**	617	90	50	19.8	20	60	68	1	26000	46000	5400	650

[1)] F = Raceway diameter of the inner ring, 内圈滚道尺寸
F_w = Needle roller enveloping corcle in tolerance zone F6. 内切圆公差带为F6

- TV=PLASTIC CAGE 塑料保持架
- For cylindrical outer race, add the suffix “X”.e.g. ST20X
  外圈如是圆柱面的加后缀"X",例如: STO20X



轴向引导
With axial guidance

STOZZ
STOZZX

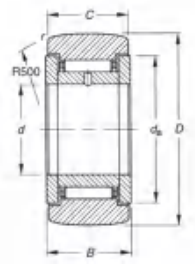

STOZZ

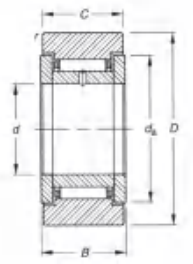

STOZZX

无内圈型号 Without inner ring Desig-nation	质量（克） Mass ≈ g	有内圈型号 With inner ring Desig-nation	质量（克） Mass ≈ g	尺寸（毫米） Dimensions(mm) D	d	C	B	d_a	r min.	基本额定负荷 Basic load ratings 动态 C	静态 C_o	动态 C_w	动态 $F_{r\,perm}$	静态 $F_{or\,perm}$	极限转速 Limit speed $n_{1grease}$ min^{-1}
STO6ZZ	8.5	**STO6ZZX**	-	19	6	13.8	14	15	0.3	1210	1450	969	1180	1390	12000
STO8ZZ	12.5	**STO8ZZX**	17	24	8	13.8	14	18	0.3	1310	1700	1120	1700	1830	9900
STO10ZZ	21	**STO10ZZX**	26	30	10	15.8	16	23	0.3	2340	2380	2010	2170	2560	9400
STO12ZZ	42	**STO12ZZX**	49	32	12	15.8	16	25	0.3	2520	2680	2050	2140	2630	8100
STO15ZZ	49	**STO15ZZX**	57	35	15	15.8	16	30	0.3	2900	3440	2130	1920	2720	6300
STO17ZZ	50	**STO17ZZX**	63	40	17	19.8	20	33	0.3	4270	5240	3190	3010	4340	5600
STO20ZZ	88	**STO20ZZX**	107	47	20	19.8	20	37	0.3	4500	5710	3530	4380	5280	4900
STO25ZZ	130	**STO25ZZX**	152	52	25	19.8	20	42	0.3	5040	6990	3690	4450	5640	4100
STO30ZZ	150	**STO30ZZX**	177	62	30	24.8	25	52	0.6	7490	11500	5170	6050	8140	3200
STO35ZZ	255	**STO35ZZX**	308	72	35	24.8	25	56	0.6	7910	12700	5820	8810	10200	2900
STO40ZZ	375	**STO40ZZX**	441	80	40	25.8	26	64	0.6	8720	15200	6020	9330	10800	2400
STO45ZZ	420	**STO45ZZX**	530	85	45	25.8	26	69	0.6	9060	16500	6050	9530	10900	2200
STO50ZZ	453	**STO50ZZX**	576	90	50	25.8	26		0.6						

无轴向引导，两侧唇密封
without axial guidance, lip seals on both sides

RNA22...2RSR, NA22...2RSR



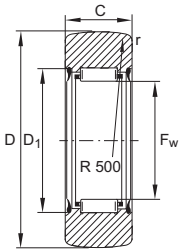

RNA22..-2RSR

无内圈型号 Without inner ring Designation	质量（克） Mass ≈ g	尺寸（毫米） Dimensions(mm) D	d	C	B	F[1] Fw	D1 min.	r min.	r1 min.	基本额定负荷 Basic load ratings dyn. Cr w N 动态	stat. Cor w N 静态	极限疲劳载荷 Fatigue limit load Cur w N	极限转速 Speed nD G min-1
RNA22/6-2RS	18	19	6	11.8	12	10	16	0.3	0.3	3900	3650	520	9000
RNA22/8-2RS	29	24	8	11.8	12	12	18	0.3	0.3	4800	4800	860	7000
RNA2200-2RS	52	30	10	13.8	14	14	20	0.6	0.3	7000	8000	1170	5500
RNA2201-2RS	57	32	12	13.8	14	16	22	0.6	0.3	7500	9000	1030	4700
RNA2202-2RS	60	35	15	13.8	14	20	26	0.6	0.3	7600	9500	1380	3400
RNA2203-2RS	94	40	17	15.8	16	22	28	1	0.3	9900	13700	1870	3000
RNA2204-2RS	152	47	20	17.8	18	25	33	1	0.3	15200	18300	2600	2300
RNA2205-2RS	179	52	25	17.8	18	30	38	1	0.3	15700	19900	2850	1800
RNA2206-2RS	284	62	30	19.8	20	35	43	1	0.3	18400	25500	3300	1400
RNA2207-2RS	432	72	35	22.7	23	42	50	1.1	0.6	23000	35500	4800	1100
RNA2208-2RS	530	80	40	22.7	23	48	57	1.1	0.6	27500	40500	5000	850

[1] F = Raceway diameter of the inner ring，内圈滚道尺寸
F_w = Needle roller enveloping corcle in tolerance zone F6. 内切圆公差带为F6

- For cylindrical outer race, add the suffix “X”.e.g. NA2200-2RSX
外圈如是圆柱面的加后缀"X",例如: NA2200-2RSX



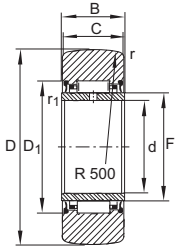

NA22..-2RSR

有内圈型号 With inner ring Designation	质量（克） Mass ≈ g	尺寸（毫米） Dimensions(mm) D	d	C	B	F[1] Fw	D1	r	r1	基本额定负荷 Basic load ratings dyn. Cr w N 动态	stat. Cor w N 静态	极限疲劳载荷 Fatigue limit load Cur w N	极限转速 Speed nD G min-1
NA22/6-2RS	22	19	6	11.8	12	10	16	0.3	0.3	3900	3650	520	9000
NA22/8-2RS	34	24	8	11.8	12	12	18	0.3	0.3	4800	4800	860	7000
NA2200-2RS	60	30	10	13.8	14	14	20	0.6	0.3	7000	8000	1170	5500
NA2201-2RS	67	32	12	13.8	14	16	22	0.6	0.3	7500	9000	1030	4700
NA2202-2RS	75	35	15	13.8	14	20	26	0.6	0.3	7600	9500	1380	3400
NA2203-2RS	112	40	17	15.8	16	22	28	1	0.3	9900	13700	1870	3000
NA2204-2RS	177	47	20	17.8	18	25	33	1	0.3	15200	18300	2600	2300
NA2205-2RS	209	52	25	17.8	18	30	38	1	0.3	15700	19900	2850	1800
NA2206-2RS	324	62	30	19.8	20	35	43	1	0.3	18400	25500	3300	1400
NA2207-2RS	505	72	35	22.7	23	42	50	1.1	0.6	23000	35500	4800	1100
NA2208-2RS	628	80	40	22.7	23	48	57	1.1	0.6	27500	40500	5000	850
NA2210-2RS	690	90	50	22.7	23	58	68	1.1	0.6	28000	42500	5300	650

- For cylindrical outer race, add the suffix “X”.e.g. NA2200-2RSX
外圈如是圆柱面的加后缀"X",例如: NA2200-2RSX

轴向引导
With axial guidance

NATR, NATR...PP
NATV, NATV...PP



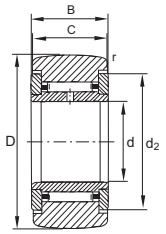

NATR
(R = 500 mm)

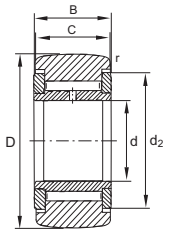

NATV
(R = 500 mm)

型号[1] Desig-nation[1]	质量（克） Mass ≈ g	型号[2] Desig-nation[2]	质量（克） Mass ≈ g	尺寸(毫米) Dimensions(mm) D	d	B	C	d_2	r min.	基本额定负荷 Basic load ratings dyn. $C_{r\,w}$ 动态 N	stat. $C_{or\,w}$ 静态 N	极限疲劳载荷 Fatigue limit load $C_{ur\,w}$ N	极限转速 Speed $n_{D\,G}$ min^{-1}
NATR5	14	**NATR5-PP**	14	**16**	5	12	11	12.5	0.15	3150	3300	415	14000
NATV5	15	**NATV5-PP**	15	**16**	5	12	11	12.5	0.15	4900	6500	860	3800
NATR6	20	**NATR6-PP**	19	**19**	6	12	11	15	0.15	3500	3900	485	11000
NATV6	21	**NATV6-PP**	21	**19**	6	12	11	15	0.15	5400	7900	1040	3100
NATR8	41	**NATR8-PP**	38	**24**	8	15	14	19	0.3	5500	6400	810	7500
NATV8	42	**NATV8-PP**	41	**24**	8	15	14	19	0.3	7800	11400	1430	2500
NATR10	64	**NATR10-PP**	61	**30**	10	15	14	23	0.6	6800	8400	1070	5500
NATV10	65	**NATV10-PP**	64	**30**	10	15	14	23	0.6	9500	14600	1840	2100
NATR12	71	**NATR12-PP**	66	**32**	12	15	14	25	0.6	6900	8800	1720	4500
NATV12	72	**NATV12-PP**	69	**32**	12	15	14	25	0.6	9700	15400	1950	1800
NATR15	104	**NATR15-PP**	95	**35**	15	19	18	27.6	0.6	9800	14100	1700	3600
NATV15	109	**NATV15-PP**	101	**35**	15	19	18	27.6	0.6	12800	23000	2900	1600
NATR17	144	**NATR17-PP**	139	**40**	17	21	20	31.5	1	10900	15500	1850	2900
NATV17	152	**NATV17-PP**	147	**40**	17	21	20	31.5	1	14800	26500	3050	1400
NATR20	246	**NATR20-PP**	236	**47**	20	25	24	36.5	1	15500	25500	3000	2400
NATV20	254	**NATV20-PP**	245	**47**	20	25	24	36.5	1	20600	42000	5200	1300
NATR25	275	**NATR25-PP**	271	**52**	25	25	24	41.5	1	15400	26500	3010	1800
NATV25	285	**NATV25-PP**	281	**52**	25	25	24	41.5	1	20500	44000	5400	1000
NATR30	470	**NATR30-PP**	444	**62**	30	29	28	51	1	23400	38500	4650	1300
NATV30	481	**NATV30-PP**	468	**62**	30	29	28	51	1	30500	62000	7800	850
-	-	**NATR35-PP**	547	**72**	35	29	28	58	1.1	25000	44000	5300	1000
-	-	**NATV35-PP**	630	**72**	35	29	28	58	1.1	33000	71000	8900	750
-	-	**NATR40-PP**	795	**80**	40	32	30	66	1.1	32500	58000	7000	850
-	-	**NATV40-PP**	832	**80**	40	32	30	66	1.1	41000	88000	11000	650
-	-	**NATR50-PP**	867	**90**	50	32	30	76	1.1	31500	59000	7100	650
-	-	**NATV50-PP**	969	**90**	50	32	30	76	1.1	40000	92000	11600	550

- Permissible operating temperature:-30°C to +100°C (continuous operation).
  允许运转温度：-30°C to +100°C (连续运转)
- For cylindrical outer race, add the suffix "X".e.g. NATR15X
  外圈如是圆柱面的加后辍"X"，例如: NART15X

英制系列
INCH SERIES

CYR, CYR-S & CCYR-S series



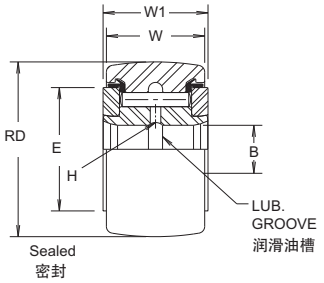

无密封	密封	密封	外径	宽度	内径		内圈高度	挡圈外径	油孔	动载	静载
CYR-3/4	**CYR-3/4-S**	**CCYR-3/4-S**	.750	.500	.250		.5625	39/64		4130	1660
CYR-7/8	**CYR-7/8-S**	**CCYR-7/8-S**	.875	.500	.250		.5625	39/64		4130	1660
CYR-1	**CYR-1-S**	**CCYR-1-S**	1.000	.625	.3125		.6875	25/32		6120	2225
CYR-1 1/8	**CYR-1 1/8-S**	**CCYR-1 1/8-S**	1.125	.625	.3125		.6875	25/32		6120	2225
CYR-1 1/4	**CYR-1 1/4-S**	**CCYR-1 1/4-S**	1.250	.750	.375		.8125	63/64		8500	3930
CYR-1 3/8	**CYR-1 3/8-S**	**CCYR-1 3/8-S**	1.375	.750	.375		.8125	63/64		8500	3930
CYR-1 1/2	**CYR-1 1/2-S**	**CCYR-1 1/2-S**	1.500	.875	.4375	+.0002 -.0004	.9375	1 3/32	3/32	11280	4840
CYR-1 5/8	**CYR-1 5/8-S**	**CCYR-1 5/8-S**	1.625	.875	.4375		.9375	1 3/32		11280	4840
CYR-1 3/4	**CYR-1 3/4-S**	**CCYR-1 3/4-S**	1.750	1.000	.500		1.0625	1 1/4		15840	6385
CYR-1 7/8	**CYR-1 7/8-S**	**CCYR-1 7/8-S**	1.875	1.000	.500		1.0625	1 1/4		15840	6385
CYR-2	**CYR-2-S**	**CCYR-2-S**	2.000	1.250	.625		1.3125	1 13/32		21140	8090
CYR-2 1/4	**CYR-2 1/4-S**	**CCYR-2 1/4-S**	2.250	1.250	.625		1.3125	1 13/32		21140	8090
CYR-2 1/2	**CYR-2 1/2-S**	**CCYR-2 1/2-S**	2.500	1.500	.750		1.5625	1 11/16		32900	11720
CYR-2 3/4	**CYR-2 3/4-S**	**CCYR-2 3/4-S**	2.750	1.500	.750		1.5625	1 11/16		32900	11720
CYR-3	**CYR-3-S**	**CCYR-3-S**	3.000	1.750	1.000		1.8125	2 1/8	1/8	49820	15720
CYR-3 1/4	**CYR-3 1/4-S**	**CCYR-3 1/4-S**	3.250	1.750	1.000		1.8125	2 1/8		49820	15720
CYR-3 1/2	**CYR-3 1/2-S**	**CCYR-3 1/2-S**	3.500	2.000	1.125		2.0625	2 7/16		63250	22800
CYR-4	**CYR-4-S**	**CCYR-4-S**	4.000	2.250	1.250	+.0001 -.0005	2.3125	2 51/64		89540	29985
	CYR-5-S	**CCYR-5-S**	5.000	2.750	1.750		2.8750	3 9/16		135900	46575
	CYR-6-S	**CCYR-6-S**	6.000	3.250	2.250		3.3750	4 15/32	3/16	160900	60000
	CYR-7-S	**CCYR-7-S**	7.000	3.750	2.750		3.8750	5 3/16		213860	75380
	CYR-8-S	**CCYR-8-S**	8.000	4.250	3.255		4.500	4 3/8	1/4	288200	92200
	CYR-9-S	**CCYR-9-S**	9.000	4.750	3.755	+.001 -.000	5.000	5 1/16	5/16	366850	113260
	CYR-10-S	**CCYR-10-S**	10.000	5.250	4.255		5.500	5 15/32	3/8	431130	131545

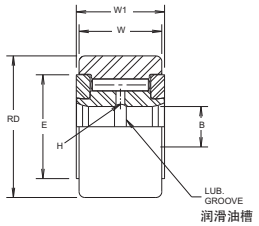

With seals
add letter "S"
Ex. CYR-1 3/4-S
密封型加后辍 S

Crowned O.D.
add letter "C"
Ex. CCYR-1 3/4 -S
球外圈加前辍 C

轴向引导
With axial guidance

NUTR , PWTR...2RS



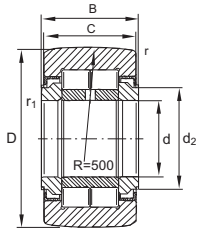

NUTR

轴承型号 Bearing Designation	质量（克） Mass ≈ g	尺寸(毫米) Dimensions(mm) D	d	B	C	d_2	r min.	r_1 min.	基本额定负荷 Basic load ratings dyn. $C_{r\,w}$ 动态 N	stat. $C_{or\,w}$ 静态 N	dyn. $F_{r\,per}$ N	stat. $F_{or\,per}$ N	极限疲劳载荷 Fatigue limit load $C_{ur\,w}$ N	极限转速 Speed $n_{D\,G}$ min^{-1}
NUTR15	99	**35**	15	19	18	20	0.6	0.3	15000	16800	8600	16800	2220	6500
PWTR15-2RS	99	**35**	15	19	18	20	0.6	0.3	11600	11300	9400	11300	1780	6000
NUTR17	147	**40**	17	21	20	22	1	0.5	18400	22600	13100	22600	2900	5500
PWTR17-2RS	147	**40**	17	21	20	22	1	0.5	13200	13800	13800	13800	2200	5000
NUTR1542	158	**42**	15	19	18	20	0.6	0.3	18100	21900	21900	21900	2900	6500
PWTR1542-2RS	158	**42**	15	19	18	20	0.6	0.3	13500	14100	14100	14100	2230	6000
NUTR1747	220	**47**	17	21	20	22	1	0.5	21300	28000	28000	28000	3600	5500
PWTR1747-2RS	220	**47**	17	21	20	22	1	0.5	14800	16400	16400	16400	2600	5000
NUTR20	245	**47**	20	25	24	27	1	0.5	28000	35000	16400	33000	4400	4200
PWTR20-2RS	245	**47**	20	25	24	27	1	0.5	232000	25500	18300	25500	3600	3800
NUTR2052	321	**52**	20	25	24	27	1	0.5	315000	41000	38500	41000	5200	4200
NUTR2052-2RS	321	**52**	20	25	24	27	1	0.5	255000	29500	29500	29500	4150	3800
NUTR25	281	**52**	25	25	24	31	1	0.5	29000	37500	17300	34500	4700	4200
NUTR25-2RS	281	**52**	25	25	24	31	1	0.5	242000	28000	19300	28000	3900	3800
NUTR2562	450	**62**	25	25	24	31	1	0.5	355000	50000	50000	50000	6300	4200
PWTR2562-2RS	450	**62**	25	25	24	31	1	0.5	29000	36000	36000	36000	5000	3800
NUTR30	465	**62**	30	29	28	38	1	0.5	40000	50000	23500	46500	6300	2600
PWTR30-2RS	465	**62**	30	29	28	38	1	0.5	35000	395000	25500	39500	5400	2200

- For cylindrical outer race, add the suffix “X”.e.g. NUTR15X
  外圈如是圆柱面的加后缀"X", 例如: NURT15X



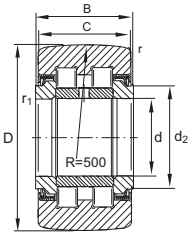

PWTR..-2RS

轴承型号 Bearing Designation	质量（克） Mass ≈ g	尺寸(毫米) Dimensions(mm) D	d	B	C	d_2	r min.	r_1 min.	基本额定负荷 Basic load ratings dyn. $C_{r\,w}$ 动态 N	stat. $C_{or\,w}$ 静态 N	dyn. $F_{r\,per}$ N	stat. $F_{or\,per}$ N	极限疲劳载荷 Fatigue limit load $C_{ur\,w}$ N	极限转速 Speed $n_{D\,G}$ min^{-1}
NUTR3072	697	**72**	30	29	28	38	1	0.5	47500	64000	64000	64000	8100	2600
PWTR3072-2RS	697	**72**	30	29	28	38	1	0.5	41000	49000	49000	49000	6700	2200
NUTR35	630	**72**	35	29	28	44	1.1	0.6	44500	60000	32000	60000	7600	2100
PWTR35-2RS	630	**72**	35	29	28	44	1.1	0.6	38500	46500	34500	46500	6300	1800
NUTR3580	836	**80**	35	29	28	44	1.1	0.6	51000	72000	72000	72000	9100	2100
PWTR3580-2RS	836	**80**	35	29	28	44	1.1	0.6	43500	55000	55000	55000	7500	1800
NUTR40	816	**80**	40	32	30	50.5	1.1	0.6	55000	75000	30500	60000	9400	1600
PWTR40-2RS	816	**80**	40	32	30	50.5	1.1	0.6	44500	53000	35000	53000	7100	1500
NUTR45	883	**85**	45	32	30	55.2	1.1	0.6	56000	78000	31500	61000	9700	1400
PWTR45-2RS	883	**85**	45	32	30	55.2	1.1	0.6	45000	55000	36000	55000	7400	1300
NUTR4090	1129	**90**	40	32	30	50.5	1.1	0.6	66000	95000	84000	95000	11900	1600
PWTR4090-2RS	1129	**90**	40	32	30	50.5	1.1	0.6	52000	66000	66000	66000	8800	1500
NUTR50	950	**90**	50	32	30	59.8	1.1	0.6	57000	81000	32000	62000	10100	1300
PWTR50-2RS	950	**90**	50	32	30	59.8	1.1	0.6	45500	57000	37000	57000	7700	1100
NUTR45100	1396	**100**	45	32	30	55.2	1.1	0.6	71000	10700	106000	107000	13300	1400
PWTR45100-2RS	1396	**100**	45	32	30	55.2	1.1	0.6	56000	74000	74000	74000	9900	1300
NUTR50110	1690	**110**	50	32	30	59.8	1.1	0.6	76000	120000	120000	120000	14900	1300
PWTR50110-2RS	1690	**110**	50	32	30	59.8	1.1	0.6	59000	82000	82000	82000	11000	1100

支撑滚轮轴承 YOKE TYPE TRACK ROLLERS



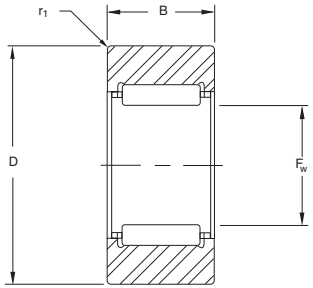

Series SRF without seals 无密封

型号	外径		宽度	内径			倒角	重量	匹配内圈
SRF 20	1.000	.999	.495	1/2	.5005	.5014	.04	.066	—
SRF 20 SS	1.000	.999	.620	1/2	.5005	.5014	.04	.076	—
SRF 25	1.250	1.249	.620	5/8	.6258	.6267	.06	.129	—
SRF 25 SS	1.250	1.249	.620	5/8	.6258	.6267	.06	.140	—
SRF 30	1.500	1.499	.745	3/4	.7509	.7518	.06	.230	IR 7153，IR 7153 C
SRF 30 SS	1.500	1.499	.745	3/4	.7509	.7518	.06	.230	IR 7153，IR 7153 C
SRF 35	1.750	1.749	.745	7/8	.8759	.8768	.06	.320	IR 7173，IR 7173 C
SRF 35 SS	1.750	1.749	.745	7/8	.8759	.8768	.06	.330	IR 7173，IR 7173 C
SRF 40	2.000	1.999	.995	1	1.0009	1.0018	.08	.590	IR 7194，IR 7194 C
SRF 40 SS	2.000	1.999	.995	1	1.0009	1.0018	.08	.560	IR 7194，IR 7194 C
SRF 45	2.250	2.249	.995	1 1/4	1.2510	1.2519	.08	.690	IR 7234
SRF 45 SS	2.250	2.249	.995	1 1/4	1.2510	1.2519	.08	.580	IR 7234
SRF 50	2.500	2.499	.995	1 3/8	1.3760	1.3769	.08	.860	IR 7254，IR 7254 D
SRF 50 SS	2.500	2.499	.995	1 3/8	1.3760	1.3769	.08	.860	IR 7254，IR 7254 D
SRF 55	2.750	2.749	1.245	1 1/2	1.5010	1.5019	.08	1.340	IR 7275，IR 7275 C
SRF 55 SS	2.750	2.749	1.245	1 1/2	1.5010	1.5019	.08	1.310	IR 7275，IR 7275 C
SRF 60	3.000	2.999	1.245	1 5/8	1.6260	1.6269	.08	1.610	IR 7295，IR 7295 C
SRF 65	3.250	3.249	1.245	1 3/4	1.7510	1.7520	.10	1.910	IR 7315，IR 7315 C
SRF 70	3.500	3.499	1.245	1 7/8	1.8760	1.8770	.10	2.230	IR 7335
SRF 75	3.750	3.749	1.245	2	2.0011	2.0021	.10	2.590	IR 7355，IR 7355 D
SRF 80	4.000	3.999	1.245	2 1/4	2.2511	2.2521	.10	2.750	IR 8405，IR 8405 D

All dimensions are in inches.
所有尺寸为英制尺寸。

Normal operating loads should not exceed the bearing dynamic capacity.
正常工作载荷不能超过额定动载荷。

Roller followers used without inner rings require a shaft with minimum hardness of Rc 58.
无内圈使用时，轴的硬度必须在Rc 58以上。

Standard configuration of roller follower series SRF-- SS is with seal lips facing outward. To specify roller followers with seal lips facing inward, replace suffix -SS with suffix -RR. (example: SRF 30 RR).
SRF--SS的密封唇口向外，如唇口向内后缀用RR，例如：SRF 30 RR



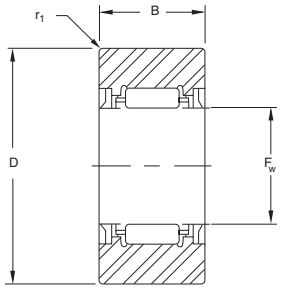

Series SRF--SS with seals 带密封

载荷		极限转速(油脂润滑)	推荐轴尺寸(无内圈)		型号
动载荷	静载荷				
1,900	2,200	10,900	.5000	.4996	**SRF 20**
1,200	1,300	7,600	.5000	.4996	**SRF 20 SS**
2,700	3,300	8,700	.6250	.6246	**SRF 25**
1,600	1,600	6,100	.6250	.6246	**SRF 25 SS**
4,400	5,900	7,200	.7500	.7496	**SRF 30**
2,300	2,700	5,100	.7500	.7496	**SRF 30 SS**
4,700	6,500	6,200	.8750	.8745	**SRF 35**
2,400	3,000	4,400	.8750	.8746	**SRF 35 SS**
6,900	11,300	5,400	1.0000	.9995	**SRF 40**
5,000	7,500	3,800	1.0000	.9995	**SRF 40 SS**
7,800	13,900	4,300	1.2500	1.2495	**SRF 45**
4,900	8,400	3,100	1.2500	1.2495	**SRF 45 SS**
8,300	15,700	3,900	1.3750	1.3745	**SRF 50**
5,100	8,900	2,800	1.3750	1.3745	**SRF 50 SS**
11,500	22,800	3,600	1.5000	1.4995	**SRF 55**
8,000	15,800	2,500	1.5000	1.4995	**SRF 55 SS**
9,400	20,700	3,300	1.6250	1.6245	**SRF 60**
12,500	26,600	3,000	1.7500	1.7495	**SRF 65**
10,100	23,800	2,800	1.8750	1.8745	**SRF 70**
10,600	25,800	2,700	2.0000	1.9994	**SRF 75**
12,700	26,700	2,300	2.2500	2.2494	**SRF 80**

Concentric 同心轴

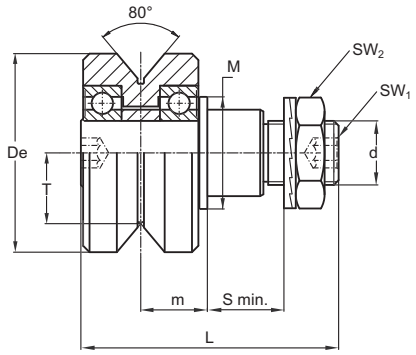

FR

Eccentric 偏心轴

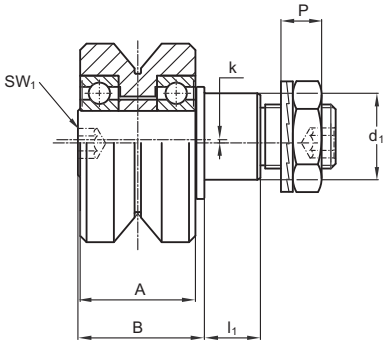

FRR

Type 型号		Dimensions (mm) 尺寸															
concentric	eccentric	De	d_1 (1)	d	T	m	S min.	P	L	A	B	l_1	M	SW_1	SW_2	k
FR 22 EI	FRR 22 EI	22	9	M 6 x 1	7.7	9.4	9	6.5	37	15	18.2	8	14	4	ch. 10	0.5
FR 32 EI	FRR 32 EI	32	14	M 10 x 1.25	11.8	12.6	12	8.5	50.5	21	24.5	11	20	4	ch. 16	1
FR 40 EI	FRR 40 EI	40	16	M 12 x 1.5	14.6	15.5	12	10.4	59.5	28	30.5	11	22	5	ch. 18	1
FR 52 EI	FRR 52 EI	52	21	M 16 x 1.5	19.1	19.8	15	11.4	69.5	32	36.5	14	28	6	ch. 24	1,5
FR 62 EI	FRR 62 EI	62	27	M 20 x 1.5	22.1	20.8	18.5	12.4	80.5	36	39.5	17.5	35	8	ch. 30	2

Type 型号		Bearing rating (N)			Limit loads (N)		Life coefficients		Torque wrench (2) settings (Nm)	Weight (kg)
		Dynamic	Static							
		C_w (3)	radial C_{or}	axial C_{oa}	radial F_r	axial F_a	X	Y		
FR 22 EI	FRR 22 EI	1 800	1 080	350	1 700	720	1	2.20	3	45
FR 32 EI	FRR 32 EI	4 400	2 330	750	1 200	500	1	2.92	20	130
FR 40 EI	FRR 40 EI	7 350	4 000	1 300	3 000	1 300	1	2.75	26	260
FR 52 EI	FRR 52 EI	9 500	5 500	1 750	7 500	3 000	1	2.96	64	510
FR 62 EI	FRR 62 EI	15 500	8 500	2 750	10 900	4 200	1	3.07	120	820

1) Housing bore tollerance: H7 轴承座孔公差：H7
2) The torque wrench settings are given for non-lubricated threads; for lubricated threads, multiply figure by 0.8
扭力扳手的设定值前提为螺纹未润滑，如果螺纹已润滑，其扭力扳手值打8折
3) Cw basic load for 100 km
Cw为100 km的基本载荷。
4) The guide rollers are complete with self-locking washers and hexagonal nut (DIN 439B) for fitting
该滚轮由自锁垫片和六角螺母锁紧。
5) Pressure angle α for load calculation: 40°
计算载荷的压力角 α：40°

Concentric 带同心套

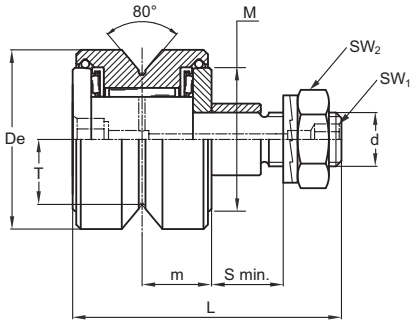

FRN

Eccentric 带偏心套

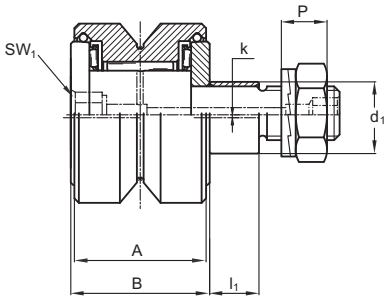

FRNR

Type 型号		Dimensions (mm) 尺寸														
concentric	eccentric	De	d_1 (1)	d	T	m	S min.	P	L	A	B	l_1	M	SW_1	SW_2	k
FRN 19 EI	FRNR 19 EI	19	7	M 5 x 0.8	7.7	8.8	6.5	4.2	34	17.2	18	5.5	–	*	ch. 8	0.5
FRN 22 EI	FRNR 22 EI	22	9	M 6 x 1	7.7	9.4	9	6.5	39	18.2	20	8	–	*	ch. 10	0.5
FRN 32 EI	FRNR 32 EI	32	14	M 10 x 1.25	11.8	12.6	12	10.4	52	24.2	26	11	–	4	ch. 16	1
FRN 40 EI	FRNR 40 EI	40	16	M 12 x 1.5	14.6	15.5	12	11.4	60	29.4	31	11	–	8	ch. 18	1

*) screwdriver slot 一字槽

Type 型号		Bearing rating (N)				Limit loads (N)		Torque wrench (2) settings (Nm)	Weight (g)
		Dynamic		Static					
		C_{wr} (3)	C_{wa} (3)	radial C_{or}	axial C_{oa}	radial F_r	axial F_a		
FRN 19 EI	FRNR 19 EI	1 800	600	1 720	1 300	490	270	1.8	35
FRN 22 EI	FRNR 22 EI	3 280	800	3 750	1 670	590	290	3	53
FRN 32 EI	FRNR 32 EI	5 600	2 100	7 200	5 100	2 030	950	20	160
FRN 40 EI	FRNR 40 EI	12 300	2 600	17 000	6 700	2 800	1 350	26	290

1) Housing bore tollerance: H7 轴承座孔公差：H7
2) The torque wrench settings are given for non-lubricated threads; for lubricated threads, multiply figure by 0.8
扭力扳手的设定值前提为螺纹未润滑，如果螺纹已润滑，其扭力扳手值打8折
3) Cw basic load for 100 km
Cw为100 km的基本载荷。
4) The guide rollers are complete with self-locking washers and hexagonal nut (DIN 439B) for fitting
该滚轮由自锁垫片和六角螺母锁紧。
5) Pressure angle α for load calculation: 40°
计算载荷的压力角 α：40°

螺栓滚轮轴承 STUD TYPE TRACK ROLLERS

轴向引导
With axial guidance

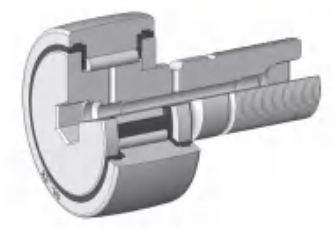

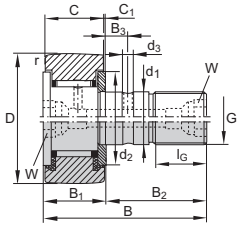

from D = 22 mm KR / KR..-PP (R = 500 mm)

轴承型号 Bearing Designation	质量（克） Mass ≈ g	带偏心套型号 With eccentric collar Designation	质量（克） Mass ≈ g	尺寸(毫米) Dimensions(mm) D	d1 h7	B	B1 max.	B2	B3	C	C1	r min.	d2	d3
KR16[1]	19	-	-	16	6	28	12.2	16	-	11	0.6	0.15	12.5	-
KR16-PP[1]	18	**KRE16-PP**[1]	20	16	6	28	12.2	16	-	11	0.6	0.15	12.5	-
KR16-SK-PP[2]	19	-	-	16	6	28	12.2	16	-	11	0.6	0.15	12.5	-
KRV16-PP[1]	19	-	-	16	6	28	12.2	16	-	11	0.6	0.15	12.5	-
KR19[1]	29	-	-	19	8	32	12.2	20	-	11	0.6	0.15	15	-
KR19-PP[1]	29	**KRE19-PP**[1]	32	19	8	32	12.2	20	-	11	0.6	0.15	15	-
KR19-SK-PP[2]	29	-	-	19	8	32	12.2	20	-	11	0.6	0.15	15	-
KRV19-PP[1]	31	-	-	19	8	32	12.2	20	-	11	0.6	0.15	15	-
KR22	45	-	-	22	10	36	13.2	23	-	12	0.6	0.3	17.5	-
KR22-PP	43	**KRE22-PP**	47	22	10	36	13.2	23	-	12	0.6	0.3	17.5	-
KRV22-PP	45	-	-	22	10	36	13.2	23	-	12	0.6	0.3	17.5	-
KR26	59	-	-	26	10	36	13.2	23	-	12	0.6	0.3	17.5	-
KR26-PP	57	**KRE26-PP**	62	26	10	36	13.2	23	-	12	0.6	0.3	17.5	-
KRV26-PP	59	-	-	26	10	36	13.2	23	-	12	0.6	0.3	17.5	-
KR30	92	-	-	30	12	40	15.2	25	6	14	0.6	0.6	23	3
KR30-PP	88	**KRE30-PP**	93	30	12	40	15.2	25	6	14	0.6	0.6	23	3
KRV30-PP	91	-	-	30	12	40	15.2	25	6	14	0.6	0.6	23	3
KR32	103	-	-	32	12	40	15.2	25	6	14	0.6	0.6	23	3
KR32-PP	98	**KRE32-PP**	104	32	12	40	15.2	25	6	14	0.6	0.6	23	3
KRV32-PP	101	-	-	32	12	40	15.2	25	6	14	0.6	0.6	23	3

[1] Relubrication hole onle on the flange-side end face with slot for countertensioning during fitting.
法兰端为一字槽带润滑油孔，可再润滑。

[2] Hexagonal socket only on the flange-side end face. No relubrication facility.
法兰端为六角孔，不能再润滑。

- For cylindrical outer race, add the suffix “X”.e.g. KR22PPX
外圈如是圆柱面的加后缀"X", 例如: KR22PPX

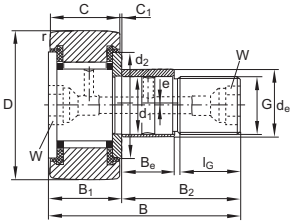

from D = 22 mm KPE..-PP R = 500 mm

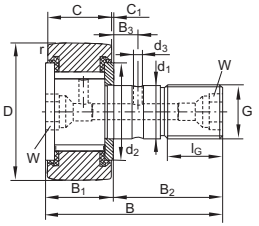

from D = 22 mm KPV..-PP R = 500 mm

G	lG	W	Eccentric corrlar 偏心套 de h9	Be	e	油嘴 Drive fit lubrication nipple	螺母拧紧扭矩 Nut tightening torque MA Nm	基本额定负荷 Basic load ratings dyn. Cr w 动态 N	stat. Cor w 静态 N	极限疲劳载荷 Fatigue limit load Cur w N	极限转速 Speed nD G min-1
M6(X1)	8	-	-	-	-	NIPA1	3	3150	3300	415	14000
M6(X1)	8	-	9	7	0.5	NIPA1	3	3150	3300	415	14000
M6(X1)	8	4	-	-	-	-	3	3150	3300	415	14000
M6(X1)	8	-	-	-	-	NIPA1	3	4900	6500	860	3800
M8(X1.25)	10	-	-	-	-	NIPA1	8	3500	3900	485	11000
M8(X1.25)	10	-	11	9	0.5	NIPA1	8	3500	3900	485	11000
M8(X1.25)	10	4	-	-	-	-	8	3500	3900	485	11000
M8(X1.25)	10	-	-	-	-	NIPA1	8	5400	7900	1040	3100
M10X1	12	5	-	-	-	NIPA1X4.5	15	4500	5200	650	8000
M10X1	12	5	13	10	0.5	NIPA1X4.5	15	4500	5200	650	8000
M10X1	12	5	-	-	-	NIPA1X4.5	15	6200	9100	1110	2600
M10X1	12	5	-	-	-	NIPA1X4.5	15	5100	6200	770	8000
M10X1	12	5	13	10	0.5	NIPA1X4.5	15	5100	6200	770	8000
M10X1	12	5	-	-	-	NIPA1X4.5	15	7300	11300	1380	2600
M12X1.5	13	6	-	-	-	NIPA1X4.5	22	6800	8400	1070	5500
M12X1.5	13	6	15	11	0.5	NIPA1X4.5	22	6800	8400	1070	5500
M12X1.5	13	6	-	-	-	NIPA1X4.5	22	9500	14600	1840	2100
M12X1.5	13	6	-	-	-	NIPA1X4.5	22	7100	8900	1140	5500
M12X1.5	13	6	15	11	0.5	NIPA1X4.5	22	7100	8900	1140	5500
M12X1.5	13	6	-	-	-	NIPA1X4.5	22	10000	15800	1990	2100

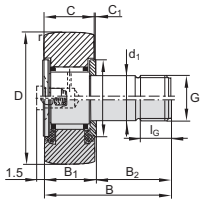

KR16, KR19
KR16-PP, KR19-PP (KRV16-PP, KRV19-PP)

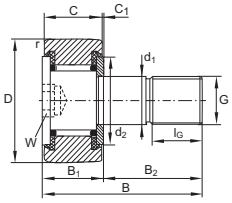

KR16- SK-PP, KR19-SK-PP

轴向引导
With axial guidance

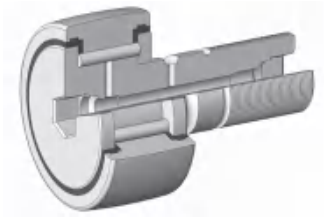

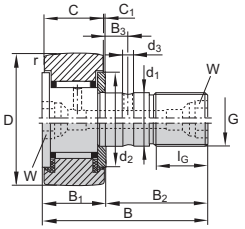

KR____ (R = 500 mm)
KR..-PP

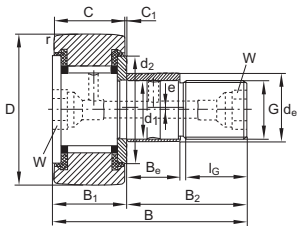

KPE..-PP

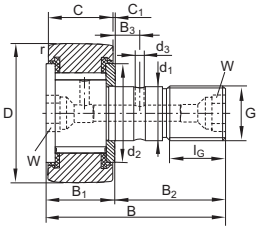

KPV..-PP

轴承型号 Bearing Designation	质量（克） Mass ≈ g	带偏心套型号 With eccentric collar Designation		尺寸（毫米） Dimensions(mm) D	d_1 h7	B	B_1 max.	B_2	B_3	C	C_1	r min.	d_2	d_3
KR35	173	-	-	35	16	52	19.6	32.5	8	18	0.8	0.6	27.6	3
KR35-PP	164	**KRE35-PP**	177	35	16	52	19.6	32.5	8	18	0.8	0.6	27.6	3
KRV35-PP	166	-	-	35	16	52	19.6	32.5	8	18	0.8	0.6	27.6	3
KR40	247	-	-	40	18	58	21.6	36.5	8	20	0.8	1	31.5	3
KR40-PP	239	**KRE40-PP**	255	40	18	58	21.6	36.5	8	20	0.8	1	31.5	3
KRV40-PP	247	-	-	40	18	58	21.6	36.5	8	20	0.8	1	31.5	3
KR47-PP	381	**KRE47-PP**	400	47	20	66	25.6	40.5	9	24	0.8	1	36.5	4
KRV47-PP	390	-	-	47	20	66	25.6	40.5	9	24	0.8	1	36.5	4
KR52-PP	454	**KRE52-PP**	473	52	20	66	25.6	40.5	9	24	0.8	1	36.5	4
KRV52-PP	463	-	-	52	20	66	25.6	40.5	9	24	0.8	1	36.5	4
KR62-PP	770	**KRE62-PP**	798	62	24	80	30.6	49.5	11	29	0.8	1	44	4
KRV62-PP	787	-	-	62	24	80	30.6	49.5	11	29	0.8	1	44	4
KR72-PP	1010	**KRE72-PP**	1038	72	24	80	30.6	49.5	11	29	0.8	1.1	44	4
KRV72-PP	1027	-	-	72	24	80	30.6	49.5	11	29	0.8	1.1	44	4
KR80-PP	1608	**KRE80-PP**	1665	80	30	100	37	63	15	35	1	1.1	53	4
KRV80-PP	1636	-	-	80	30	100	37	63	15	35	1	1.1	53	4
KR90-PP	1975	**KRE90-PP**	2032	90	30	100	37	63	15	35	1	1.1	53	4
KRV90-PP	2003	-	-	90	30	100	37	63	15	35	1	1.1	53	4

G	l_G	W	Eccentric corrlar 偏心套 d_e h9	B_e	e	油嘴 Drive fit lubrication nipple	螺母拧紧扭矩 Nut tightening torque M_A Nm	基本额定负荷 Basic load ratings dyn. $C_{r\,w}$ 动态 N	stat. $C_{or\,w}$ 静态 N	极限疲劳载荷 Fatigue limit load $C_{ur\,w}$ N	极限转速 Speed $n_{D\,G}$ min^{-1}
M16X1.5	17	8	-	-	-	NIPA2x7.5	58	9800	14100	1700	3600
M16X1.5	17	8	20	14	1	NIPA2x7.5	58	9800	14100	1700	3600
M16X1.5	17	8	-	-	-	NIPA2x7.5	58	12800	23000	2900	1600
M18X1.5	19	8	-	-	-	NIPA2x7.5	87	10900	15500	1850	2900
M18X1.5	19	8	22	15	1	NIPA2x7.5	87	10900	15500	1850	2900
M18X1.5	19	8	-	-	-	NIPA2x7.5	87	14800	26500	3050	1400
M20X1.5	21	10	24	18	1	NIPA2x7.5	120	15500	25500	3000	2400
M20X1.5	21	10	-	-	-	NIPA2x7.5	120	20600	42000	5200	1300
M20X1.5	21	10	24	18	1	NIPA2x7.5	120	16700	29000	3400	2400
M20X1.5	21	10	-	-	-	NIPA2x7.5	120	22600	48000	5900	2300
M24X1.5	25	14	28	22	1	NIPA3x9.5	220	26500	48000	6100	1900
M24X1.5	25	14	-	-	-	NIPA3x9.5	220	34000	75000	9800	1100
M24X1.5	25	14	28	22	1	NIPA3x9.5	220	28000	53000	6700	1900
M24X1.5	25	14	-	-	-	NIPA3x9.5	220	36500	85000	11100	1100
M30X1.5	32	14	35	29	1.5	NIPA3x9.5	450	39000	77000	9900	1300
M30X1.5	32	14	-	-	-	NIPA3x9.5	450	49500	117000	15300	850
M30X1.5	32	14	35	29	1.5	NIPA3x9.5	450	41000	83000	10600	1300
M30X1.5	32	14	-	-	-	NIPA3x9.5	450	52000	129000	16900	850

螺栓滚轮轴承 STUD TYPE TRACK ROLLERS

轴向引导
With axial guidance

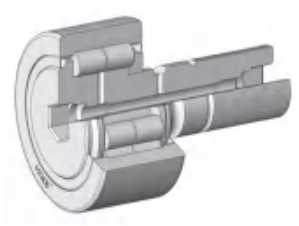

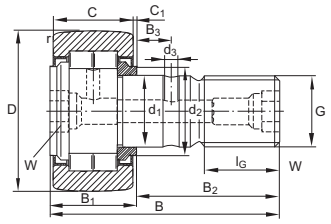

NUKR

轴承型号 Bearing Designation	质量（克） Mass ≈ g	带偏心套型号 With eccentric collar Designation	质量（克） Mass ≈ g	尺寸(毫米) Dimensions(mm) D	d1 h7	B	B1 max.	B2	B3	C	C1	r min.	d2	d3	G
NUKR35	164	**-**	-	**35**	16	52	19.6	32.5	7.8	18	0.8	0.6	20	3	M16X1.5
-	-	**NUKRE35**	177	**35**	16	52	22.6	29.5	-	18	3.8	0.6	27.6	-	M16X1.5
PWKR35-2RS	164	**-**	-	**35**	16	52	19.6	32.5	7.8	18	0.8	0.6	20	3	M16X1.5
-	-	**PWKRE35-2RS**	177	**35**	16	52	22.6	29.5	-	18	3.8	0.6	27.6	-	M16X1.5
NUKR40	242	**-**	-	**40**	18	58	21.6	36.5	8	20	0.8	1	22	3	M18X1.5
-	-	**NUKRE40**	258	**40**	18	58	24.6	33.5	-	20	3.8	1	30	-	M18X1.5
PWKR40-2RS	242	**-**	-	**40**	18	58	21.6	36.5	8	20	0.8	1	22	3	M18X1.5
-	-	**PWKRE40-2RS**	258	**40**	18	58	24.6	33.5	-	20	3.8	1	30	-	M18X1.5
NUKR47	380	**NUKRE47**	400	**47**	20	66	25.6	40.5	9	24	0.8	1	27	4	M20X1.5
PWKR47-2RS	380	**PWKRE47-2RS**	400	**47**	20	66	25.6	40.5	9	24	0.8	1	27	4	M20X1.5
NUKR52	450	**NUKRE52**	470	**52**	20	66	25.6	40.5	9	24	0.8	1	31	4	M20X1.5
PWKR52-2RS	450	**PWKRE52-2RS**	470	**52**	20	66	25.6	40.5	9	24	0.8	1	31	4	M20X1.5
NUKR62	795	**NUKRE62**	824	**62**	24	80	30.6	49.5	11	28	1.3	1	38	4	M24X1.5
PWKR62-2RS	795	**PWKRE62-2RS**	824	**62**	24	80	30.6	49.5	11	28	1.3	1	38	4	M24X1.5
NUKR72	1020	**NUKRE72**	1050	**72**	24	80	30.6	49.5	11	28	1.3	1.1	44	4	M24X1.5
PWKR72-2RS	1020	**PWKRE72-2RS**	1050	**72**	24	80	30.6	49.5	11	28	1.3	1.1	44	4	M24X1.5
NUKR80	1600	**NUKRE80**	1670	**80**	30	100	37	63	15	35	1	1.1	47	4	M30X1.5
PWKR80-2RS	1600	**PWKRE80-2RS**	1670	**80**	30	100	37	63	15	35	1	1.1	47	4	M30X1.5
NUKR90	1960	**NUKRE90**	2020	**90**	30	100	37	63	15	35	1	1.1	47	4	M30X1.5
PWKR90-2RS	1960	**PWKRE90-2RS**	2020	**90**	30	100	37	63	15	35	1	1.1	47	4	M30X1.5

- For cylindrical outer race, add the suffix “X”.e.g. NUKR35X
  外圈如是圆柱面的加后缀"X", 例如: NUKR35X

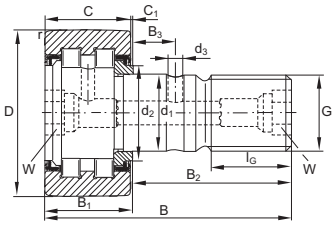

PWKR..-2RS

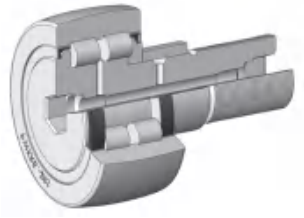

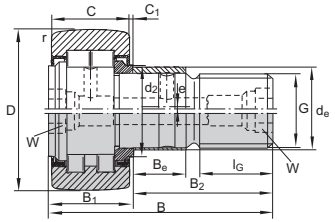

NUKRE
PWKRE..-2RS

lG	W	Eccentric corrlar 偏心套 de h9	Be	e	油嘴 Drive fit lubrication nipple	螺母拧紧扭矩 Nut tightening torque MA Nm	基本额定负荷 Basic load ratings dyn. Cr w 动态 N	stat. Cor w 静态 N	dyn. Fr per N	stat. For per N	极限疲劳载荷 Fatigue limit load Cur w N	极限转速 Speed nD G min-1
17	8	-	-	-	NIPA2x7.5	58	15000	16800	8600	16800	2220	6500
17	8	20	12	1	NIPA2x7.5	58	15000	16800	8600	16800	2220	6500
17	8	-	-	-	NIPA2x7.5	58	11600	11300	9400	11300	1780	6000
17	8	20	12	1	NIPA2x7.5	58	11600	11300	9400	11300	1780	6000
19	8	-	-	-	NIPA2x7.5	87	18400	22600	13100	22600	2900	5500
19	8	22	14	1	NIPA2x7.5	87	18400	22600	13100	22600	2900	5500
19	8	-	-	-	NIPA2x7.5	87	13200	13800	13800	13800	2200	5000
19	8	22	14	1	NIPA2x7.5	87	13200	13800	13800	13800	2200	5000
21	10	24	18	1	NIPA2x7.5	120	28000	35000	33000	33000	4400	4200
21	10	24	18	1	NIPA2x7.5	120	23200	25500	25500	25500	3600	3800
21	10	24	18	1	NIPA2x7.5	120	29000	37500	34500	34500	4700	4200
21	10	24	18	1	NIPA2x7.5	120	24200	28000	28000	28800	3900	3800
25	14	28	22	1	NIPA3x9.5	220	40000	50000	46500	46500	6300	2600
25	14	28	22	1	NIPA3x9.5	220	35000	39500	39500	39500	5400	2200
25	14	28	22	1	NIPA3x9.5	220	44500	60000	60000	60000	7600	2600
25	14	28	22	1	NIPA3x9.5	220	38500	46500	46500	46500	6300	2200
32	14	35	29	1.5	NIPA3x9.5	450	69000	98000	96000	96000	12100	1800
32	14	35	29	1.5	NIPA3x9.5	450	56000	70000	70000	70000	9100	1800
32	14	35	29	1.5	NIPA3x9.5	450	79000	117000	117000	11700	14400	1800
32	14	35	29	1.5	NIPA3x9.5	450	63000	82000	82000	82000	10700	1800

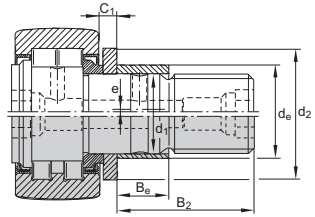

NUKRE35/NUKRE40
PWKRE35..-2RS/PWKRE40..-2RS

Eccentric stud
偏心轴

轴承型号 BASIC BEARING NO. BEARING SIZE	偏心套尺寸 BUSHING DIA. ±.001	推荐座孔尺寸 RECOMMENDED HOUSING BORE DIA. ±.001
1/2	0.250	0.253
9/16	0.250	0.253
5/8	0.375	0.378
11/16	0.375	0.378
3/4	0.500	0.503
7/8	0.500	0.503
1	0.625	0.628
1 1/8	0.625	0.628
1 1/4	0.687	0.690
1 3/8	0.687	0.690
1 1/2	0.875	0.878
1 5/8	0.875	0.878
1 3/4	1.000	1.003
1 7/8	1.000	1.003
2	1.187	1.190
2 1/4	1.187	1.190
2 1/2	1.375	1.378
2 3/4	1.375	1.378
3	1.750	1.753
3 1/4	1.750	1.753
3 1/2	1.812	1.815
4	2.000	2.003

Hex wrench sizes
六角板手尺寸

轴承型号 BASIC BEARING NO.	六角板手尺寸 HEX WRENCH SIZE	轴承型号 BASIC BEARING NO.	六角板手尺寸 HEX WRENCH SIZE
1/2	1/8	1 7/8	5/16
9/16	1/8	2	7/16
5/8	1/8	2 1/4	7/16
11/16	1/8	2 1/2	1/2
3/4	3/16	2 3/4	1/2
7/8	3/16	3	3/4
1	1/4	3 1/4	3/4
1 1/8	1/4	3 1/2	3/4
1 1/4	1/4	4	3/4
1 3/8	1/4	5	7/8
1 1/2	5/16	6	1
1 5/8	5/16	7, 8, 9, 10	1 1/4
1 3/4	5/16		

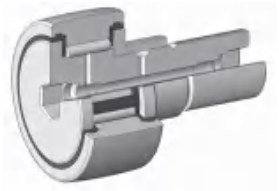

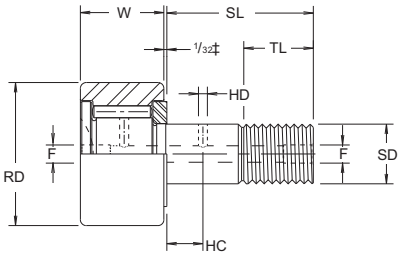

‡1/16" on CF-5, CF-6, CF-7

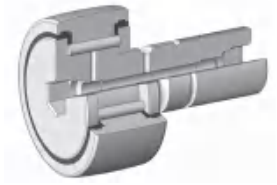

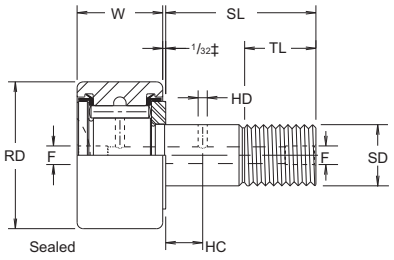

‡1/16" on CF-5-S, CF-6-S, CF-7-S



With seals
add letter "S"
Ex. CF-1 3/4-S
带密封加后辍 S



Crowned O.D.
add letter "C"
Ex. CCF-1 3/4-S
球面外径加前辍 C



Hex Hole
add letter "B"
Ex. CF-1 3/4-SB
内六角孔加后辍 B



Eccentric Stud
add letter "E"
Ex. CFE-1 3/4-SB
带偏心套加前辍 E

无密封型	密封型	外径	宽度	轴径	轴长	最小螺纹长度	螺距	油孔		油嘴	推荐拧紧力矩	静载	动载
CF-1/2-N	CF-1/2-N-S	.500	.344	.190	1/2	1/4	10-32	-	-	1/8	15	720	620
CF-1/2	CF-1/2-S	.500	.375	.190	5/8	1/4	10-32	-	-	1/8	15	790	680
CF-9/16	CF-9/16-S	.5625	.375	.190	5/8	1/4	10-32	-	-	1/8	15	790	680
CF-5/8-N	CF-5/8-N-S	.625	.406	.250	5/8	5/16	1/4-28	-	-	1/8	35	1085	930
CF-5/8	CF-5/8-S	.625	.4375	.250	3/4	5/16	1/4-28	-	-	1/8	35	1215	955
CF-11/16	CF-11/16-S	.6875	.4375	.250	3/4	5/16	1/4-28	-	-	1/8	35	1215	955
CF-3/4	CF-3/4-S	.750	.500	.375	7/8	3/8	3/8-24	1/4	3/32	3/16	95	2065	1660
CF-7/8	CF-7/8-S	.875	.500	.375	7/8	3/8	3/8-24	1/4	3/32	3/16	95	2065	1660
CF-1	CF-1-S	1.000	.625	.4375	1	1/2	7/16-20	1/4	3/32	3/16	250	3060	2225
CF-1 1/8	CF-1 1/8-S	1.125	.625	.4375	1	1/2	7/16-20	1/4	3/32	3/16	250	3060	2225
CF-1 1/4	CF-1 1/4-S	1.250	.750	.500	1 1/4	5/8	1/2-20	5/16	3/32	3/16	350	4250	3930
CF-1 3/8	CF-1 3/8-S	1.375	.750	.500	1 1/4	5/8	1/2-20	5/16	3/32	3/16	350	4250	3930
CF-1 1/2	CF-1 1/2-S	1.500	.875	.625	1 1/2	3/4	5/8-18	3/8	3/32	3/16	650	5640	4840
CF-1 5/8	CF-1 5/8-S	1.625	.875	.625	1 1/2	3/4	5/8-18	3/8	3/32	3/16	650	5640	4840
CF-1 3/4	CF-1 3/4-S	1.750	1.000	.750	1 3/4	7/8	3/4-16	7/16	3/32	3/16	1250	7920	6385
CF-1 7/8	CF-1 7/8-S	1.875	1.000	.750	1 3/4	7/8	3/4-16	7/16	3/32	3/16	1250	7920	6385
CF-2	CF-2-S	2.000	1.250	.875	2	1	7/8-14	1/2	1/8	3/16	1500	10570	8090
CF-2 1/4	CF-2 1/4-S	2.250	1.250	.875	2	1	7/8-14	1/2	1/8	3/16	1500	10570	8090
CF-2 1/2	CF-2 1/2-S	2.500	1.500	1.000	2 1/4	1 1/8	1-14	9/16	1/8	3/16	2250	16450	11720
CF-2 3/4	CF-2 3/4-S	2.750	1.500	1.000	2 1/4	1 1/8	1-14	9/16	1/8	3/16	2250	16450	11720
CF-3	CF-3-S	3.000	1.750	1.250	2 1/2	1 1/4	1 1/4-12	5/8	1/8	1/4	3450	24910	15720
CF-3 1/4	CF-3 1/4-S	3.250	1.750	1.250	2 1/2	1 1/4	1 1/4-12	5/8	1/8	1/4	3450	24910	15720
CF-3 1/2	CF-3 1/2-S	3.500	2.000	1.375	2 3/4	1 3/8	1 3/8-12	11/16	1/8	1/4	4200	31625	22800
CF-4	CF-4-S	4.000	2.250	1.500	3 1/2	1 1/2	1 1/2-12	3/4	1/8	1/4	5000	44770	29985
	CF-5-S	5.000	2.750	2.000	5 1/16	2 9/16	2-12	7/8	3/16	1/4 N.P.T.	5000	67950	46575
	CF-6-S	6.000	3.250	2.500	6	3	2 1/2-12	1	3/16	1/4 N.P.T.	5000	80450	60000
	CF-7-S	7.000	3.750	3.000	7 11/16	4 1/8	3-12	1 1/4	3/16	1/4 N.P.T.	5000	106930	75380
	CF-8-S	8.000	4.250	3.250	8 1/2	4 1/4	3 1/4-4	-	-	1/4 N.P.T.	5000	144100	92200
	CF-9-S	9.000	4.750	3.750	9 1/2	4 3/4	3 1/2-4	-	-	1/4 N.P.T.	5000	183430	113260
	CF-10-S	10.000	5.250	4.250	10	4 3/4	3 1/2-4	-	-	1/4 N.P.T.	5000	215565	131545

螺栓滚轮轴承 STUD TYPE TRACK ROLLERS



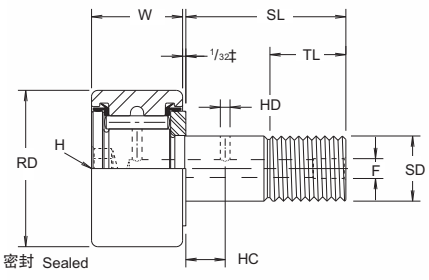

无密封型	密封型	外径	宽度	轴径	轴长	最小螺纹长度	螺距	油孔		油嘴	推荐拧紧力矩	静载	动载
CF-1/2-N-B	CF-1/2-N-SB	.500	.344	.190	1/2	1/4	10-32	-	-	-	15	720	620
CF-1/2-B	CF-1/2-SB	.500	.375	.190	5/8	1/4	10-32	-	-	-	15	790	680
CF-9/16-B	CF-9/16-SB	.5625	.375	.190	5/8	1/4	10-32	-	-	-	15	790	680
CF-5/8-N-B	CF-5/8-N-SB	.625	.406	.250	5/8	5/16	1/4-28	-	-	-	35	1085	930
CF-5/8-B	CF-5/8-SB	.625	.4375	.250	3/4	5/16	1/4-28	-	-	-	35	1215	955
CF-11/16-B	CF-11/16-SB	.6875	.4375	.250	3/4	5/16	1/4-28	-	-	-	35	1215	955
CF-3/4-B	CF-3/4-SB	.750	.500	.375	7/8	3/8	3/8-24	1/4	3/32	3/16	95	2065	1660
CF-7/8-B	CF-7/8-SB	.875	.500	.375	7/8	3/8	3/8-24	1/4	3/32	3/16	95	2065	1660
CF-1-B	CF-1-SB	1.000	.625	.4375	1	1/2	7/16-20	1/4	3/32	3/16	250	3060	2225
CF-1 1/8-B	CF-1 1/8-SB	1.125	.625	.4375	1	1/2	7/16-20	1/4	3/32	3/16	250	3060	2225
CF-1 1/4-B	CF-1 1/4-SB	1.250	.750	.500	1 1/4	5/8	1/2-20	5/16	3/32	3/16	350	4250	3930
CF-1 3/8-B	CF-1 3/8-SB	1.375	.750	.500	1 1/4	5/8	1/2-20	5/16	3/32	3/16	350	4250	3930
CF-1 1/2-B	CF-1 1/2-SB	1.500	.875	.625	1 1/2	3/4	5/8-18	3/8	3/32	3/16	650	5640	4840
CF-1 5/8-B	CF-1 5/8-SB	1.625	.875	.625	1 1/2	3/4	5/8-18	3/8	3/32	3/16	650	5640	4840
CF-1 3/4-B	CF-1 3/4-SB	1.750	1.000	.750	1 3/4	7/8	3/4-16	7/16	3/32	3/16	1250	7920	6385
CF-1 7/8-B	CF-1 7/8-SB	1.875	1.000	.750	1 3/4	7/8	3/4-16	7/16	3/32	3/16	1250	7920	6385
CF-2-B	CF-2-SB	2.000	1.250	.875	2	1	7/8-14	1/2	1/8	3/16	1500	10570	8090
CF-2 1/4-B	CF-2 1/4-SB	2.250	1.250	.875	2	1	7/8-14	1/2	1/8	3/16	1500	10570	8090
CF-2 1/2-B	CF-2 1/2-SB	2.500	1.500	1.000	2 1/4	1 1/8	1-14	9/16	1/8	3/16	2250	16450	11720
CF-2 3/4-B	CF-2 3/4-SB	2.750	1.500	1.000	2 1/4	1 1/8	1-14	9/16	1/8	3/16	2250	16450	11720
CF-3-B	CF-3-SB	3.000	1.750	1.250	2 1/2	1 1/4	1 1/4-12	5/8	1/8	1/4	3450	24910	15720
CF-3 1/4-B	CF-3 1/4-SB	3.250	1.750	1.250	2 1/2	1 1/4	1 1/4-12	5/8	1/8	1/4	3450	24910	15720
CF-3 1/2-B	CF-3 1/2-SB	3.500	2.000	1.375	2 3/4	1 3/8	1 3/8-12	11/16	1/8	1/4	4200	31625	22800
CF-4-B	CF-4-SB	4.000	2.250	1.500	3 1/2	1 1/2	1 1/2-12	3/4	1/8	1/4	5000	44770	29985



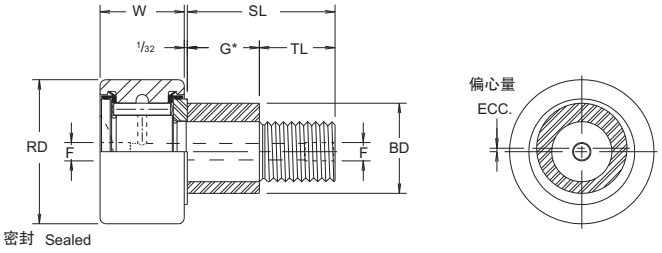

无密封型	密封型	外径	宽度	偏心套长度	偏心套外径	轴长	最小螺纹长度	螺距	偏心量	油嘴	推荐拧紧力矩	静载	动载
CFE-1/2	CFE-1/2-S	.500	.375	.375	.250	5/8	1/4	10-32	.010	1/8	15	790	680
CFE-9/16	CFE-9/16-S	.5625	.375	.375	.250	5/8	1/4	10-32	.010	1/8	15	790	680
CFE-5/8	CFE-5/8-S	.625	.4375	.437	.375	3/4	5/16	1/4-28	.015	1/8	35	1215	955
CFE-11/16	CFE-11/16-S	.6875	.4375	.437	.375	3/4	5/16	1/4-28	.015	1/8	35	1215	955
CFE-3/4	CFE-3/4-S	.750	.500	.500	.500	7/8	3/8	3/8-24	.015	3/16	95	2065	1660
CFE-7/8	CFE-7/8-S	.875	.500	.500	.500	7/8	3/8	3/8-24	.015	3/16	95	2065	1660
CFE-1	CFE-1-S	1.000	.625	.500	.625	1	1/2	7/16-20	.030	3/16	250	3060	2225
CFE-1 1/8	CFE-1 1/8-S	1.125	.625	.500	.625	1	1/2	7/16-20	.030	3/16	250	3060	2225
CFE-1 1/4	CFE-1 1/4-S	1.250	.750	.625	.687	1 1/4	5/8	1/2-20	.030	3/16	350	4250	3930
CFE-1 3/8	CFE-1 3/8-S	1.375	.750	.625	.687	1 1/4	5/8	1/2-20	.030	3/16	350	4250	3930
CFE-1 1/2	CFE-1 1/2-S	1.500	.875	.750	.875	1 1/2	3/4	5/8-18	.030	3/16	650	5640	4840
CFE-1 5/8	CFE-1 5/8-S	1.625	.875	.750	.875	1 1/2	3/4	5/8-18	.030	3/16	650	5640	4840
CFE-1 3/4	CFE-1 3/4-S	1.750	1.000	.875	1.000	1 3/4	7/8	3/4-16	.030	3/16	1250	7920	6385
CFE-1 7/8	CFE-1 7/8-S	1.875	1.000	.875	1.000	1 3/4	7/8	3/4-16	.030	3/16	1250	7920	6385
CFE-2	CFE-2-S	2.000	1.250	1.000	1.187	2	1	7/8-14	.030	3/16	1500	10570	8090
CFE-2 1/4	CFE-2 1/4-S	2.250	1.250	1.000	1.187	2	1	7/8-14	.030	3/16	1500	10570	8090
CFE-2 1/2	CFE-2 1/2-S	2.500	1.500	1.125	1.375	2 1/4	1 1/8	1-14	.030	3/16	2250	16450	11720
CFE-2 3/4	CFE-2 3/4-S	2.750	1.500	1.125	1.375	2 1/4	1 1/8	1-14	.030	3/16	2250	16450	11720
CFE-3	CFE-3-S	3.000	1.750	1.250	1.750	2 1/2	1 1/4	1 1/4-12	.060	1/4	3450	24910	15720
CFE-3 1/4	CFE-3 1/4-S	3.250	1.750	1.250	1.750	2 1/2	1 1/4	1 1/4-12	.060	1/4	3450	24910	15720
CFE-3 1/2	CFE-3 1/2-S	3.500	2.000	1.375	1.812	2 3/4	1 3/8	1 3/8-12	.060	1/4	4200	31625	22800
CFE-4	CFE-4-S	4.000	2.250	2.000	2.000	3 1/2	1 1/2	1 1/2-12	.060	1/4	5000	44770	29985

螺栓滚轮轴承 STUD TYPE TRACK ROLLERS



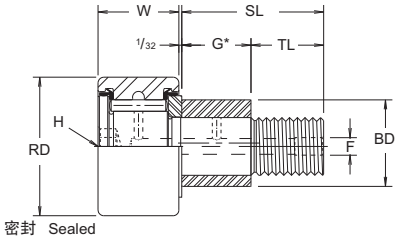

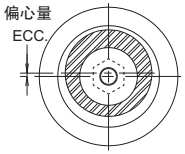

无密封型	密封型	外径	宽度	偏心套长度	偏心套外径	轴长	最小螺纹长度	螺距	偏心量	油嘴	推荐拧紧力矩	静载	动载
CFE-1/2-N-B	CFE-1/2-N-SB	.500	.344	.250	.250	1/2	1/4	10-32	.010	-	15	720	620
CFE-1/2-B	CFE-1/2-SB	.500	.375	.375	.250	5/8	1/4	10-32	.010	-	15	790	680
CFE-9/16-B	CFE-9/16-SB	.5625	.375	.375	.250	5/8	1/4	10-32	.010	-	15	790	680
CFE-5/8-B	CFE-5/8-SB	.625	.4375	.437	.375	3/4	5/16	1/4-28	.015	-	35	1215	955
CFE-11/16-B	CFE-11/16-SB	.6875	.4375	.437	.375	3/4	5/16	1/4-28	.015	-	35	1215	955
CFE-3/4-B	CFE-3/4-SB	.750	.500	.500	.500	7/8	3/8	3/8-24	.015	3/16	95	2065	1660
CFE-7/8-B	CFE-7/8-SB	.875	.500	.500	.500	7/8	3/8	3/8-24	.015	3/16	95	2065	1660
CFE-1-B	CFE-1-SB	1.000	.625	.500	.625	1	1/2	7/16-20	.030	3/16	250	3060	2225
CFE-1 1/8-B	CFE-1 1/8-SB	1.125	.625	.500	.625	1	1/2	7/16-20	.030	3/16	250	3060	2225
CFE-1 1/4-B	CFE-1 1/4-SB	1.250	.750	.625	.687	1 1/4	5/8	1/2-20	.030	3/16	350	4250	3930
CFE-1 3/8-B	CFE-1 3/8-SB	1.375	.750	.625	.687	1 1/4	5/8	1/2-20	.030	3/16	350	4250	3930
CFE-1 1/2-B	CFE-1 1/2-SB	1.500	.875	.750	.875	1 1/2	3/4	5/8-18	.030	3/16	650	5640	4840
CFE-1 5/8-B	CFE-1 5/8-SB	1.625	.875	.750	.875	1 1/2	3/4	5/8-18	.030	3/16	650	5640	4840
CFE-1 3/4-B	CFE-1 3/4-SB	1.750	1.000	.875	1.000	1 3/4	7/8	3/4-16	.030	3/16	1250	7920	6385
CFE-1 7/8-B	CFE-1 7/8-SB	1.875	1.000	.875	1.000	1 3/4	7/8	3/4-16	.030	3/16	1250	7920	6385
CFE-2-B	CFE-2-SB	2.000	1.250	1.000	1.187	2	1	7/8-14	.030	3/16	1500	10570	8090
CFE-2 1/4-B	CFE-2 1/4-SB	2.250	1.250	1.000	1.187	2	1	7/8-14	.030	3/16	1500	10570	8090
CFE-2 1/2-B	CFE-2 1/2-SB	2.500	1.500	1.125	1.375	2 1/4	1 1/8	1-14	.030	3/16	2250	16450	11720
CFE-2 3/4-B	CFE-2 3/4-SB	2.750	1.500	1.125	1.375	2 1/4	1 1/8	1-14	.030	3/16	2250	16450	11720
CFE-3-B	CFE-3-SB	3.000	1.750	1.250	1.750	2 1/2	1 1/4	1 1/4-12	.060	1/4	3450	24910	15720
CFE-3 1/4-B	CFE-3 1/4-SB	3.250	1.750	1.250	1.750	2 1/2	1 1/4	1 1/4-12	.060	1/4	3450	24910	15720
CFE-3 1/2-B	CFE-3 1/2-SB	3.500	2.000	1.375	1.812	2 3/4	1 3/8	1 3/8-12	.060	1/4	4200	31625	22800
CFE-4-B	CFE-4-SB	4.000	2.250	2.000	2.000	3 1/2	1 1/2	1 1/2-12	.060	1/4	5000	44770	29985



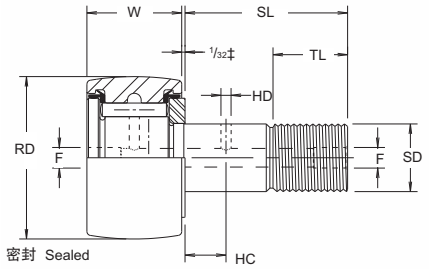

‡1/16" on CCF-5-S, CCF-6-S, CCF-7-S

轴承型号	外径	宽度	轴径	轴长	最小螺纹长度	螺距	油孔		油嘴	推荐拧紧力矩	静载	动载
CCF-1/2-N-S	.500	.344	.190	1/2	1/4	10-32	-	-	1/8	15	720	620
CCF-1/2-S	.500	.375	.190	5/8	1/4	10-32	-	-	1/8	15	790	680
CCF-9/16-S	.5625	.375	.190	5/8	1/4	10-32	-	-	1/8	15	790	680
CCF-5/8-N-S	.625	.406	.250	5/8	5/16	1/4-28	-	-	1/8	35	1085	930
CCF-5/8-S	.625	.4375	.250	3/4	5/16	1/4-28	-	-	1/8	35	1215	955
CCF-11/16-S	.6875	.4375	.250	3/4	5/16	1/4-28	-	-	1/8	35	1215	955
CCF-3/4-S	.750	.500	.375	7/8	3/8	3/8-24	1/4	3/32	3/16	95	2065	1660
CCF-7/8-S	.875	.500	.375	7/8	3/8	3/8-24	1/4	3/32	3/16	95	2065	1660
CCF-1-S	1.000	.625	.4375	1	1/2	7/16-20	1/4	3/32	3/16	250	3060	2225
CCF-1 1/8-S	1.125	.625	.4375	1	1/2	7/16-20	1/4	3/32	3/16	250	3060	2225
CCF-1 1/4-S	1.250	.750	.500	1 1/4	5/8	1/2-20	5/16	3/32	3/16	350	4250	3930
CCF-1 3/8-S	1.375	.750	.500	1 1/4	5/8	1/2-20	5/16	3/32	3/16	350	4250	3930
CCF-1 1/2-S	1.500	.875	.625	1 1/2	3/4	5/8-18	3/8	3/32	3/16	650	5640	4840
CCF-1 5/8-S	1.625	.875	.625	1 1/2	3/4	5/8-18	3/8	3/32	3/16	650	5640	4840
CCF-1 3/4-S	1.750	1.000	.750	1 3/4	7/8	3/4-16	7/16	3/32	3/16	1250	7920	6385
CCF-1 7/8-S	1.875	1.000	.750	1 3/4	7/8	3/4-16	7/16	3/32	3/16	1250	7920	6385
CCF-2-S	2.000	1.250	.875	2	1	7/8-14	1/2	1/8	3/16	1500	10570	8090
CCF-2 1/4-S	2.250	1.250	.875	2	1	7/8-14	1/2	1/8	3/16	1500	10570	8090
CCF-2 1/2-S	2.500	1.500	1.000	2 1/4	1 1/8	1-14	9/16	1/8	3/16	2250	16450	11720
CCF-2 3/4-S	2.750	1.500	1.000	2 1/4	1 1/8	1-14	9/16	1/8	3/16	2250	16450	11720
CCF-3-S	3.000	1.750	1.250	2 1/2	1 1/4	1 1/4-12	5/8	1/8	1/4	3450	24910	15720
CCF-3 1/4-S	3.250	1.750	1.250	2 1/2	1 1/4	1 1/4-12	5/8	1/8	1/4	3450	24910	15720
CCF-3 1/2-S	3.500	2.000	1.375	2 3/4	1 3/8	1 3/8-12	11/16	1/8	1/4	4200	31625	22800
CCF-4-S	4.000	2.250	1.500	3 1/2	1 1/2	1 1/2-12	3/4	1/8	1/4	5000	44770	29985
CCF-5-S	5.000	2.750	2.000	5 1/16	2 9/16	2-12	7/8	3/16	1/4 N.P.T.	5000	67950	46575
CCF-6-S	6.000	3.250	2.500	6	3	2 1/2-12	1	3/16	1/4 N.P.T.	5000	80450	60000
CCF-7-S	7.000	3.750	3.000	7 11/16	4 1/8	3-12	1 1/4	3/16	1/4 N.P.T.	5000	106930	75380
CCF-8-S	8.000	4.250	3.250	8 1/2	4 1/4	3 1/4-4	-	-	1/4 N.P.T.	5000	144100	92200
CCF-9-S	9.000	4.750	3.750	9 1/2	4 3/4	3 1/2-4	-	-	1/4 N.P.T.	5000	183430	113260
CCF-10-S	10.000	5.250	4.250	10	4 3/4	3 1/2-4	-	-	1/4 N.P.T.	5000	215565	131545

螺栓滚轮轴承 STUD TYPE TRACK ROLLERS



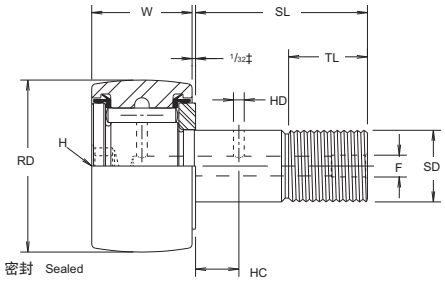

轴承型号	外径	宽度	轴径	轴长	最小螺纹长度	螺距	油孔		油嘴	推荐拧紧力矩	静载	动载
CCF-1/2-N-SB	.500	.344	.190	1/2	1/4	10-32	-	-	-	15	720	620
CCF-1/2-SB	.500	.375	.190	5/8	1/4	10-32	-	-	-	15	790	680
CCF-9/16-SB	.5625	.375	.190	5/8	1/4	10-32	-	-	-	15	790	680
CCF-5/8-N-SB	.625	.406	.250	5/8	5/16	1/4-28	-	-	-	35	1085	930
CCF-5/8-SB	.625	.4375	.250	3/4	5/16	1/4-28	-	-	-	35	1215	955
CCF-11/16-SB	.6875	.4375	.250	3/4	5/16	1/4-28	-	-	-	35	1215	955
CCF-3/4-SB	.750	.500	.375	7/8	3/8	3/8-24	1/4	3/32	3/16	95	2065	1660
CCF-7/8-SB	.875	.500	.375	7/8	3/8	3/8-24	1/4	3/32	3/16	95	2065	1660
CCF-1-SB	1.000	.625	.4375	1	1/2	7/16-20	1/4	3/32	3/16	250	3060	2225
CCF-1 1/8-SB	1.125	.625	.4375	1	1/2	7/16-20	1/4	3/32	3/16	250	3060	2225
CCF-1 1/4-SB	1.250	.750	.500	1 1/4	5/8	1/2-20	5/16	3/32	3/16	350	4250	3930
CCF-1 3/8-SB	1.375	.750	.500	1 1/4	5/8	1/2-20	5/16	3/32	3/16	350	4250	3930
CCF-1 1/2-SB	1.500	.875	.625	1 1/2	3/4	5/8-18	3/8	3/32	3/16	650	5640	4840
CCF-1 5/8-SB	1.625	.875	.625	1 1/2	3/4	5/8-18	3/8	3/32	3/16	650	5640	4840
CCF-1 3/4-SB	1.750	1.000	.750	1 3/4	7/8	3/4-16	7/16	3/32	3/16	1250	7920	6385
CCF-1 7/8-SB	1.875	1.000	.750	1 3/4	7/8	3/4-16	7/16	3/32	3/16	1250	7920	6385
CCF-2-SB	2.000	1.250	.875	2	1	7/8-14	1/2	1/8	3/16	1500	10570	8090
CCF-2 1/4-SB	2.250	1.250	.875	2	1	7/8-14	1/2	1/8	3/16	1500	10570	8090
CCF-2 1/2-SB	2.500	1.500	1.000	2 1/4	1 1/8	1-14	9/16	1/8	3/16	2250	16450	11720
CCF-2 3/4-SB	2.750	1.500	1.000	2 1/4	1 1/8	1-14	9/16	1/8	3/16	2250	16450	11720
CCF-3-SB	3.000	1.750	1.250	2 1/2	1 1/4	1 1/4-12	5/8	1/8	1/4	3450	24910	15720
CCF-3 1/4-SB	3.250	1.750	1.250	2 1/2	1 1/4	1 1/4-12	5/8	1/8	1/4	3450	24910	15720
CCF-3 1/2-SB	3.500	2.000	1.375	2 3/4	1 3/8	1 3/8-12	11/16	1/8	1/4	4200	31625	22800
CCF-4-SB	4.000	2.250	1.500	3 1/2	1 1/2	1 1/2-12	3/4	1/8	1/4	5000	44770	29985



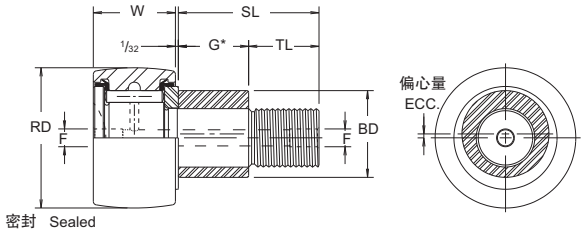

轴承型号	外径	宽度	偏心套长度	偏心套外径	轴长	最小螺纹长度	螺距	偏心量	油嘴	推荐拧紧力矩	静载	动载
CCFE-1/2-N-S	.500	.344	.250	.250	1/2	1/4	10-32	.010	1/8	15	720	620
CCFE-1/2-S	.500	.375	.375	.250	5/8	1/4	10-32	.010	1/8	15	790	680
CCFE-9/16-S	.5625	.375	.375	.250	5/8	1/4	10-32	.010	1/8	15	790	680
CCFE-5/8-S	.625	.4375	.437	.375	3/4	5/16	1/4-28	.015	1/8	35	1215	955
CCFE-11/16-S	.6875	.4375	.437	.375	3/4	5/16	1/4-28	.015	1/8	35	1215	955
CCFE-3/4-S	.750	.500	.500	.500	7/8	3/8	3/8-24	.015	3/16	95	2065	1660
CCFE-7/8-S	.875	.500	.500	.500	7/8	3/8	3/8-24	.015	3/16	95	2065	1660
CCFE-1-S	1.000	.625	.500	.625	1	1/2	7/16-20	.030	3/16	250	3060	2225
CCFE-1 1/8-S	1.125	.625	.500	.625	1	1/2	7/16-20	.030	3/16	250	3060	2225
CCFE-1 1/4-S	1.250	.750	.625	.687	1 1/4	5/8	1/2-20	.030	3/16	350	4250	3930
CCFE-1 3/8-S	1.375	.750	.625	.687	1 1/4	5/8	1/2-20	.030	3/16	350	4250	3930
CCFE-1 1/2-S	1.500	.875	.750	.875	1 1/2	3/4	5/8-18	.030	3/16	650	5640	4840
CCFE-1 5/8-S	1.625	.875	.750	.875	1 1/2	3/4	5/8-18	.030	3/16	650	5640	4840
CCFE-1 3/4-S	1.750	1.000	.875	1.000	1 3/4	7/8	3/4-16	.030	3/16	1250	7920	6385
CCFE-1 7/8-S	1.875	1.000	.875	1.000	1 3/4	7/8	3/4-16	.030	3/16	1250	7920	6385
CCFE-2-S	2.000	1.250	1.000	1.187	2	1	7/8-14	.030	3/16	1500	10570	8090
CCFE-2 1/4-S	2.250	1.250	1.000	1.187	2	1	7/8-14	.030	3/16	1500	10570	8090
CCFE-2 1/2-S	2.500	1.500	1.125	1.375	2 1/4	1 1/8	1-14	.030	3/16	2250	16450	11720
CCFE-2 3/4-S	2.750	1.500	1.125	1.375	2 1/4	1 1/8	1-14	.030	3/16	2250	16450	11720
CCFE-3-S	3.000	1.750	1.250	1.750	2 1/2	1 1/4	1 1/4-12	.060	1/4	3450	24910	15720
CCFE-3 1/4-S	3.250	1.750	1.250	1.750	2 1/2	1 1/4	1 1/4-12	.060	1/4	3450	24910	15720
CCFE-3 1/2-S	3.500	2.000	1.375	1.812	2 3/4	1 3/8	1 3/8-12	.060	1/4	4200	31625	22800
CCFE-4-S	4.000	2.250	2.000	2.000	3 1/2	1 1/2	1 1/2-12	.060	1/4	5000	44770	29985

螺栓滚轮轴承 STUD TYPE TRACK ROLLERS



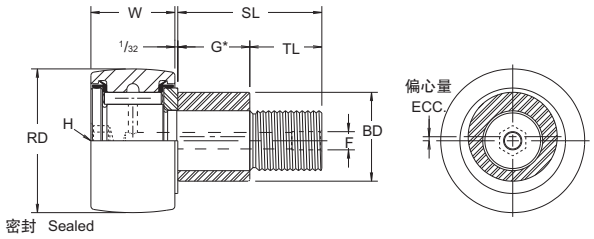

轴承型号	外径	宽度	偏心套长度	偏心套外径	轴长	最小螺纹长度	螺距	偏心量	油嘴	推荐拧紧力矩	静载	动载
CCFE-1/2-N-SB	.500	.344	.250	.250	1/2	1/4	10-32	.010	-	15	720	620
CCFE-1/2-SB	.500	.375	.375	.250	5/8	1/4	10-32	.010	-	15	790	680
CCFE-9/16-SB	.5625	.375	.375	.250	5/8	1/4	10-32	.010	-	15	790	680
CCFE-5/8-SB	.625	.4375	.437	.375	3/4	5/16	1/4-28	.015	-	35	1215	955
CCFE-11/16-SB	.6875	.4375	.437	.375	3/4	5/16	1/4-28	.015	-	35	1215	955
CCFE-3/4-SB	.750	.500	.500	.500	7/8	3/8	3/8-24	.015	3/16	95	2065	1660
CCFE-7/8-SB	.875	.500	.500	.500	7/8	3/8	3/8-24	.015	3/16	95	2065	1660
CCFE-1-SB	1.000	.625	.500	.625	1	1/2	7/16-20	.030	3/16	250	3060	2225
CCFE-1 1/8-SB	1.125	.625	.500	.625	1	1/2	7/16-20	.030	3/16	250	3060	2225
CCFE-1 1/4-SB	1.250	.750	.625	.687	1 1/4	5/8	1/2-20	.030	3/16	350	4250	3930
CCFE-1 3/8-SB	1.375	.750	.625	.687	1 1/4	5/8	1/2-20	.030	3/16	350	4250	3930
CCFE-1 1/2-SB	1.500	.875	.750	.875	1 1/2	3/4	5/8-18	.030	3/16	650	5640	4840
CCFE-1 5/8-SB	1.625	.875	.750	.875	1 1/2	3/4	5/8-18	.030	3/16	650	5640	4840
CCFE-1 3/4-SB	1.750	1.000	.875	1.000	1 3/4	7/8	3/4-16	.030	3/16	1250	7920	6385
CCFE-1 7/8-SB	1.875	1.000	.875	1.000	1 3/4	7/8	3/4-16	.030	3/16	1250	7920	6385
CCFE-2-SB	2.000	1.250	1.000	1.187	2	1	7/8-14	.030	3/16	1500	10570	8090
CCFE-2 1/4-SB	2.250	1.250	1.000	1.187	2	1	7/8-14	.030	3/16	1500	10570	8090
CCFE-2 1/2-SB	2.500	1.500	1.125	1.375	2 1/4	1 1/8	1-14	.030	3/16	2250	16450	11720
CCFE-2 3/4-SB	2.750	1.500	1.125	1.375	2 1/4	1 1/8	1-14	.030	3/16	2250	16450	11720
CCFE-3-SB	3.000	1.750	1.250	1.750	2 1/2	1 1/4	1 1/4-12	.060	1/4	3450	24910	15720
CCFE-3 1/4-SB	3.250	1.750	1.250	1.750	2 1/2	1 1/4	1 1/4-12	.060	1/4	3450	24910	15720
CCFE-3 1/2-SB	3.500	2.000	1.375	1.812	2 3/4	1 3/8	1 3/8-12	.060	1/4	4200	31625	22800
CCFE-4-SB	4.000	2.250	2.000	2.000	3 1/2	1 1/2	1 1/2-12	.060	1/4	5000	44770	29985

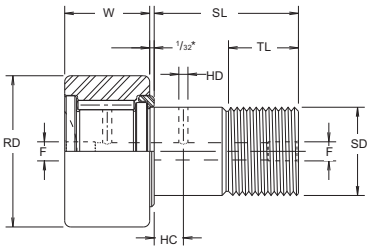

*1/16" on CFH-5, CFH-6, CFH-7

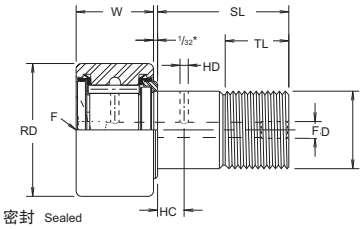

*1/16" on CFH-5-S, CFH-6-S, CFH-7-S

无密封型	密封型	外径	宽度	轴径	轴长	最小螺纹长度	螺距	油孔		油嘴	推荐拧紧力矩	静载	动载
CFH-1/2	CFH-1/2-S	.500	.375	.250	5/8	1/4	1/4-28	-	-	1/8	35	1580	680
CFH-9/16	CFH-9/16-S	.5625	.375	.250	5/8	1/4	1/4-28	-	-	1/8	35	1580	680
CFH-5/8	CFH-5/8-S	.625	.4375	.3125	3/4	5/16	5/16-24	-	-	1/8	90	2480	955
CFH-11/16	CFH-11/16-S	.6875	.4375	.3125	3/4	5/16	5/16-24	-	-	1/8	90	2480	955
CFH-3/4	CFH-3/4-S	.750	.500	.4375	7/8	3/8	7/16-20	1/4	3/32	3/16	250	4130	1660
CFH-7/8	CFH-7/8-S	.875	.500	.4375	7/8	3/8	7/16-20	1/4	3/32	3/16	250	4130	1660
CFH-1	CFH-1-S	1.000	.625	.625	1	1/2	5/8-18	1/4	3/32	3/16	650	6120	2225
CFH-1 1/8	CFH-1 1/8-S	1.125	.625	.625	1	1/2	5/8-18	1/4	3/32	3/16	650	6120	2225
CFH-1 1/4	CFH-1 1/4-S	1.250	.750	.750	1 1/4	5/8	3/4-16	5/16	3/32	3/16	1250	8500	3930
CFH-1 3/8	CFH-1 3/8-S	1.375	.750	.750	1 1/4	5/8	3/4-16	5/16	3/32	3/16	1250	8500	3930
CFH-1 1/2	CFH-1 1/2-S	1.500	.875	.875	1 1/2	3/4	7/8-14	3/8	3/32	3/16	1500	11280	4840
CFH-1 5/8	CFH-1 5/8-S	1.625	.875	.875	1 1/2	3/4	7/8-14	3/8	3/32	3/16	1500	11280	4840
CFH-1 3/4	CFH-1 3/4-S	1.750	1.000	1.000	1 3/4	7/8	1-14	7/16	3/32	3/16	2250	15840	6385
CFH-1 7/8	CFH-1 7/8-S	1.875	1.000	1.000	1 3/4	7/8	1-14	7/16	3/32	3/16	2250	15840	6385
CFH-2	CFH-2-S	2.000	1.250	1.125	2	1	1 1/8-12	1/2	1/8	3/16	2800	21140	8090
CFH-2 1/4	CFH-2 1/4-S	2.250	1.250	1.125	2	1	1 1/8-12	1/2	1/8	3/16	2800	21140	8090
CFH-2 1/2	CFH-2 1/2-S	2.500	1.500	1.250	2 1/4	1 1/8	1 1/4-12	9/16	1/8	3/16	3450	32900	11720
CFH-2 3/4	CFH-2 3/4-S	2.750	1.500	1.250	2 1/4	1 1/8	1 1/4-12	9/16	1/8	3/16	3450	32900	11720
CFH-3	CFH-3-S	3.000	1.750	1.500	2 1/2	1 1/4	1 1/2-12	5/8	1/8	1/4	5000	49820	15720
CFH-3 1/4	CFH-3 1/4-S	3.250	1.750	1.500	2 1/2	1 1/4	1 1/2-12	5/8	1/8	1/4	5000	49820	15720
CFH-3 1/2	CFH-3 1/2-S	3.500	2.000	1.750	2 3/4	1 3/8	1 3/4-12	11/16	1/8	1/4	5000	63250	22800
CFH-4	CFH-4-S	4.000	2.250	2.000	3 1/2	1 1/2	2-12	3/4	1/8	1/4	5000	89540	29985
	CFH-5-S	5.000	2.750	2.500	5 1/16	2 9/16	2 1/2-12	7/8	3/16	1/4 N.P.T.	5000	135900	46575
	CFH-6-S	6.000	3.250	3.000	6	3	3-12	1	3/16	1/4 N.P.T.	5000	160900	60000
	CFH-7-S	7.000	3.750	3.500	7 11/16	4 1/8	3 1/2-4	1 1/4	3/16	1/4 N.P.T.	5000	213860	75380

With seals
add letter "S"
Ex. CFH-1 3/4-S
带密封加后辍 S

Hex Hole
add letter "B"
Ex. CFH-1 3/4-SB
内六角孔加后辍 B

Crowned O.D.
add letter "C"
Ex. CCFH-1 3/4-S
球面外径加前辍 C

螺栓滚轮轴承 STUD TYPE TRACK ROLLERS



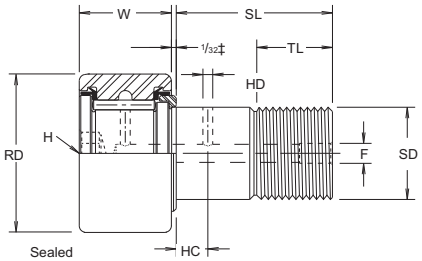

‡1/16" on CFH-5-S, CFH-6-S, CFH-7-S

无密封型	密封型	外径	宽度	轴径	轴长	最小螺纹长度	螺距	油孔		油嘴	推荐拧紧力矩	静载	动载
CFH-1/2-B	CFH-1/2-SB	.500	.375	.250	5/8	1/4	1/4-28	-	-	-	35	1580	680
CFH-9/16-B	CFH-9/16-SB	.5625	.375	.250	5/8	1/4	1/4-28	-	-	-	35	1580	680
CFH-5/8-B	CFH-5/8-SB	.625	.4375	.3125	3/4	5/16	5/16-24	-	-	-	90	2480	955
CFH-11/16-B	CFH-11/16-SB	.6875	.4375	.3125	3/4	5/16	5/16-24	-	-	-	90	2480	955
CFH-3/4-B	CFH-3/4-SB	.750	.500	.4375	7/8	3/8	7/16-20	1/4	3/32	3/16	250	4130	1660
CFH-7/8-B	CFH-7/8-SB	.875	.500	.4375	7/8	3/8	7/16-20	1/4	3/32	3/16	250	4130	1660
CFH-1-B	CFH-1-SB	1.000	.625	.625	1	1/2	5/8-18	1/4	3/32	3/16	650	6120	2225
CFH-1 1/8-B	CFH-1 1/8-SB	1.125	.625	.625	1	1/2	5/8-18	1/4	3/32	3/16	650	6120	2225
CFH-1 1/4-B	CFH-1 1/4-SB	1.250	.750	.750	1 1/4	5/8	3/4-16	5/16	3/32	3/16	1250	8500	3930
CFH-1 3/8-B	CFH-1 3/8-SB	1.375	.750	.750	1 1/4	5/8	3/4-16	5/16	3/32	3/16	1250	8500	3930
CFH-1 1/2-B	CFH-1 1/2-SB	1.500	.875	.875	1 1/2	3/4	7/8-14	3/8	3/32	3/16	1500	11280	4840
CFH-1 5/8-B	CFH-1 5/8-SB	1.625	.875	.875	1 1/2	3/4	7/8-14	3/8	3/32	3/16	1500	11280	4840
CFH-1 3/4-B	CFH-1 3/4-SB	1.750	1.000	1.000	1 3/4	7/8	1-14	7/16	3/32	3/16	2250	15840	6385
CFH-1 7/8-B	CFH-1 7/8-SB	1.875	1.000	1.000	1 3/4	7/8	1-14	7/16	3/32	3/16	2250	15840	6385
CFH-2-B	CFH-2-SB	2.000	1.250	1.125	2	1	1 1/8-12	1/2	1/8	3/16	2800	21140	8090
CFH-2 1/4-B	CFH-2 1/4-SB	2.250	1.250	1.125	2	1	1 1/8-12	1/2	1/8	3/16	2800	21140	8090
CFH-2 1/2-B	CFH-2 1/2-SB	2.500	1.500	1.250	2 1/4	1 1/8	1 1/4-12	9/16	1/8	3/16	3450	32900	11720
CFH-2 3/4-B	CFH-2 3/4-SB	2.750	1.500	1.250	2 1/4	1 1/8	1 1/4-12	9/16	1/8	3/16	3450	32900	11720
CFH-3-B	CFH-3-SB	3.000	1.750	1.500	2 1/2	1 1/4	1 1/2-12	5/8	1/8	1/4	5000	49820	15720
CFH-3 1/4-B	CFH-3 1/4-SB	3.250	1.750	1.500	2 1/2	1 1/4	1 1/2-12	5/8	1/8	1/4	5000	49820	15720
CFH-3 1/2-B	CFH-3 1/2-SB	3.500	2.000	1.750	2 3/4	1 3/8	1 3/4-12	11/16	1/8	1/4	5000	63250	22800
CFH-4-B	CFH-4-SB	4.000	2.250	2.000	3 1/2	1 1/2	2-12	3/4	1/8	1/4	5000	89540	29985



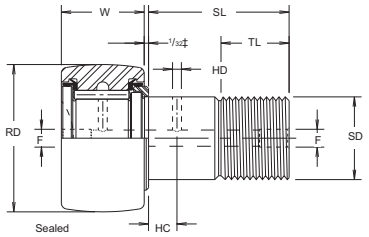

‡1/16" on CCFH-5-S, CCFH-6-S, CCFH-7-S

轴承型号	外径	宽度	轴径	轴长	最小螺纹长度	螺距	油孔		油嘴	推荐拧紧力矩	静载	动载
CCFH-1/2-S	.500	.375	.250	5/8	1/4	1/4-28	-	-	1/8	35	1580	680
CCFH-9/16-S	.5625	.375	.250	5/8	1/4	1/4-28	-	-	1/8	35	1580	680
CCFH-5/8-S	.625	.4375	.3125	3/4	5/16	5/16-24	-	-	1/8	90	2480	955
CCFH-11/16-S	.6875	.4375	.3125	3/4	5/16	5/16-24	-	-	1/8	90	2480	955
CCFH-3/4-S	.750	.500	.4375	7/8	3/8	7/16-20	1/4	3/32	3/16	250	4130	1660
CCFH-7/8-S	.875	.500	.4375	7/8	3/8	7/16-20	1/4	3/32	3/16	250	4130	1660
CCFH-1-S	1.000	.625	.625	1	1/2	5/8-18	1/4	3/32	3/16	650	6120	2225
CCFH-1 1/8-S	1.125	.625	.625	1	1/2	5/8-18	1/4	3/32	3/16	650	6120	2225
CCFH-1 1/4-S	1.250	.750	.750	1 1/4	5/8	3/4-16	5/16	3/32	3/16	1250	8500	3930
CCFH-1 3/8-S	1.375	.750	.750	1 1/4	5/8	3/4-16	5/16	3/32	3/16	1250	8500	3930
CCFH-1 1/2-S	1.500	.875	.875	1 1/2	3/4	7/8-14	3/8	3/32	3/16	1500	11280	4840
CCFH-1 5/8-S	1.625	.875	.875	1 1/2	3/4	7/8-14	3/8	3/32	3/16	1500	11280	4840
CCFH-1 3/4-S	1.750	1.000	1.000	1 3/4	7/8	1-14	7/16	3/32	3/16	2250	15840	6385
CCFH-1 7/8-S	1.875	1.000	1.000	1 3/4	7/8	1-14	7/16	3/32	3/16	2250	15840	6385
CCFH-2-S	2.000	1.250	1.125	2	1	1 1/8-12	1/2	1/8	3/16	2800	21140	8090
CCFH-2 1/4-S	2.250	1.250	1.125	2	1	1 1/8-12	1/2	1/8	3/16	2800	21140	8090
CCFH-2 1/2-S	2.500	1.500	1.250	2 1/4	1 1/8	1 1/4-12	9/16	1/8	3/16	3450	32900	11720
CCFH-2 3/4-S	2.750	1.500	1.250	2 1/4	1 1/8	1 1/4-12	9/16	1/8	3/16	3450	32900	11720
CCFH-3-S	3.000	1.750	1.500	2 1/2	1 1/4	1 1/2-12	5/8	1/8	1/4	5000	49820	15720
CCFH-3 1/4-S	3.250	1.750	1.500	2 1/2	1 1/4	1 1/2-12	5/8	1/8	1/4	5000	49820	15720
CCFH-3 1/2-S	3.500	2.000	1.750	2 3/4	1 3/8	1 3/4-12	11/16	1/8	1/4	5000	63250	22800
CCFH-4-S	4.000	2.250	2.000	3 1/2	1 1/2	2-12	3/4	1/8	1/4	5000	89540	29985
CCFH-5-S	5.000	2.750	2.500	5 1/16	2 9/16	2 1/2-12	7/8	3/16	1/4 N.P.T.	5000	135900	46575
CCFH-6-S	6.000	3.250	3.000	6	3	3-12	1	3/16	1/4 N.P.T.	5000	160900	60000
CCFH-7-S	7.000	3.750	3.500	7 11/16	4 1/8	3 1/2-4	1 1/4	3/16	1/4 N.P.T.	5000	213860	75380

螺栓滚轮轴承 STOD TYPE TRACK ROLLERS



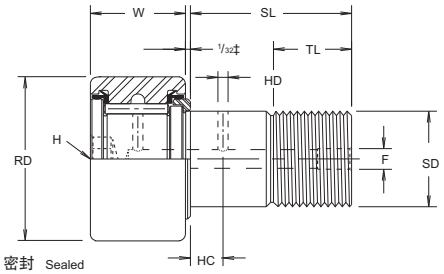

轴承型号	外径	宽度	轴径	轴长	最小螺纹长度	螺距	油孔		油嘴	推荐拧紧力矩	静载	动载
CCFH-1/2-SB	.500	.375	.250	5/8	1/4	1/4-28	-	-	-	35	1580	680
CCFH-9/16-SB	.5625	.375	.250	5/8	1/4	1/4-28	-	-	-	35	1580	680
CCFH-5/8-SB	.625	.4375	.3125	3/4	5/16	5/16-24	-	-	-	90	2480	955
CCFH-11/16-SB	.6875	.4375	.3125	3/4	5/16	5/16-24	-	-	-	90	2480	955
CCFH-3/4-SB	.750	.500	.4375	7/8	3/8	7/16-20	1/4	3/32	3/16	250	4130	1660
CCFH-7/8-SB	.875	.500	.4375	7/8	3/8	7/16-20	1/4	3/32	3/16	250	4130	1660
CCFH-1-SB	1.000	.625	.625	1	1/2	5/8-18	1/4	3/32	3/16	650	6120	2225
CCFH-1 1/8-SB	1.125	.625	.625	1	1/2	5/8-18	1/4	3/32	3/16	650	6120	2225
CCFH-1 1/4-SB	1.250	.750	.750	1 1/4	5/8	3/4-16	5/16	3/32	3/16	1250	8500	3930
CCFH-1 3/8-SB	1.375	.750	.750	1 1/4	5/8	3/4-16	5/16	3/32	3/16	1250	8500	3930
CCFH-1 1/2-SB	1.500	.875	.875	1 1/2	3/4	7/8-14	3/8	3/32	3/16	1500	11280	4840
CCFH-1 5/8-SB	1.625	.875	.875	1 1/2	3/4	7/8-14	3/8	3/32	3/16	1500	11280	4840
CCFH-1 3/4-SB	1.750	1.000	1.000	1 3/4	7/8	1-14	7/16	3/32	3/16	2250	15840	6385
CCFH-1 7/8-SB	1.875	1.000	1.000	1 3/4	7/8	1-14	7/16	3/32	3/16	2250	15840	6385
CCFH-2-SB	2.000	1.250	1.125	2	1	1 1/8-12	1/2	1/8	3/16	2800	21140	8090
CCFH-2 1/4-SB	2.250	1.250	1.125	2	1	1 1/8-12	1/2	1/8	3/16	2800	21140	8090
CCFH-2 1/2-SB	2.500	1.500	1.250	2 1/4	1 1/8	1 1/4-12	9/16	1/8	3/16	3450	32900	11720
CCFH-2 3/4-SB	2.750	1.500	1.250	2 1/4	1 1/8	1 1/4-12	9/16	1/8	3/16	3450	32900	11720
CCFH-3-SB	3.000	1.750	1.500	2 1/2	1 1/4	1 1/2-12	5/8	1/8	1/4	5000	49820	15720
CCFH-3 1/4-SB	3.250	1.750	1.500	2 1/2	1 1/4	1 1/2-12	5/8	1/8	1/4	5000	49820	15720
CCFH-3 1/2-SB	3.500	2.000	1.750	2 3/4	1 3/8	1 3/4-12	11/16	1/8	1/4	5000	63250	22800
CCFH-4-SB	4.000	2.250	2.000	3 1/2	1 1/2	2-12	3/4	1/8	1/4	5000	89540	29985

型号对照表 INTERCHANGEABILITY CHART

轻载无密封	重载无密封	轻载无密封	重载无密封	轻载无密封	重载无密封	轻载无密封	重载无密封	轻载无密封	重载无密封
CR-8				CF-1/2-N		CR-1/2-A			NA
CR-8-1	CRH-8-1	S-16	H-16	CF-1/2	CFH-1/2	CR-1/2	HR-1/2	CF-8-1	NA
		S-18	H-18	CF-9/16	CFH-9/16	CR-9/16			NA
CR-10				CF-5/8-N		CR-5/8-A			NA
CR-10-1	CRH-10-1	S-20	H-20	CF-5/8	CFH-5/8	CR-5/8	HR-5/8	CF-10-1	NA
		S-22	H-22	CF-11/16	CFH-11/16	CR-11/16			NA
CR-12	CRH-12	S-24	H-24	CF-3/4	CFH-3/4	CR-3/4	HR-3/4	CF-12	NA
CR-14	CRH-14	S-28	H-28	CF-7/8	CFH-7/8	CR-7/8	HR-7/8	CF-14	NA
CR-16	CRH-16	S-32	H-32	CF-1	CFH-1	CR-1	HR-1	CF-16	NA
CR-18	CRH-18	S-36	H-36	CF-1 1/8	CFH-1 1/8	CR-1 1/8	HR-1 1/8	CF-18	NA
CR-20	CRH-20	S-40	H-40	CF-1 1/4	CFH-1 1/4	CR-1 1/4	HR-1 1/4	CF-20	NA
CR-22	CRH-22	S-44	H-44	CF-1 3/8	CFH-1 3/8	CR-1 3/8	HR-1 3/8	CF-22	NA
CR-24	CRH-24	S-48	H-48	CF-1 1/2	CFH-1 1/2	CR-1 1/2	HR-1 1/2	CF-24	NA
CR-26	CRH-26	S-52	H-52	CF-1 5/8	CFH-1 5/8	CR-1 5/8	HR-1 5/8	CF-26	NA
CR-28	CRH-28	S-56	H-56	CF-1 3/4	CFH-1 3/4	CR-1 3/4	HR-1 3/4	CF-28	NA
CR-30	CRH-30	S-60	H-60	CF-1 7/8	CFH-1 7/8	CR-1 7/8	HR-1 7/8	CF-30	NA
CR-32	CRH-32	S-64	H-64	CF-2	CFH-2	CR-2	HR-2	CF-32	NA
CR-36	CRH-36	S-72	H-72	CF-2 1/4	CFH-2 1/4	CR-2 1/4	HR-2 1/4	CF-36	NA
CR-40	CRH-40	S-80	H-80	CF-2 1/2	CFH-2 1/2	CR-2 1/2	HR-2 1/2	CF-40	NA
CR-44	CRH-44	S-88	H-88	CF-2 3/4	CFH-2 3/4	CR-2 3/4	HR-2 3/4	CF-44	NA
CR-48	CRH-48	S-96	H-96	CF-3	CFH-3	CR-3	HR-3	CF-48	NA
CR-52	CRH-52	S-104	H-104	CF-3 1/4	CFH-3 1/4	CR-3 1/4	HR-3 1/4	CF-52	NA
CR-56	CRH-56	S-112	H-112	CF-3 1/2	CFH-3 1/2	CR-3 1/2	HR-3 1/2	CF-56	NA
CR-64	CRH-64	S-128	H-128	CF-4	CFH-4	CR-4	HR-4	CF-64	NA
Sealed CRS...	Sealed CRHS...	Sealed S...L	Sealed H...L	Sealed CF...S	Sealed CFH...S	Sealed CR...X	Sealed HR...X	Sealed CF...PP	Sealed NA

无密封 UNSEALED	密封 SEALED	无密封 UNSEALED	密封 SEALED	无密封 UNSEALED	密封 SEALED	无密封 UNSEALED	密封 SEALED	无密封 UNSEALED	密封 SEALED
YCR-12	YCRS-12	Y-24	Y-24-L	CYR-3/4	CYR-3/4-S	YR-3/4	YR-3/4X	RF-12	RF-12-PP
YCR-14	YCRS-14	Y-28	Y-28-L	CYR-7/8	CYR-7/8-S	YR-7/8	YR-7/8X	RF-14	RF-14-PP
YCR-16	YCRS-16	Y-32	Y-32-L	CYR-1	CYR-1-S	YR-1	YR-1X	RF-16	RF-16-PP
YCR-18	YCRS-18	Y-36	Y-36-L	CYR-1 1/8	CYR-1 1/8-S	YR-1 1/8	YR-1 1/8X	RF-18	RF-18-PP
YCR-20	YCRS-20	Y-40	Y-40-L	CYR-1 1/4	CYR-1 1/4-S	YR-1 1/4	YR-1 1/4X	RF-20	RF-20-PP
YCR-22	YCRS-22	Y-44	Y-44-L	CYR-1 3/8	CYR-1 3/8-S	YR-1 3/8	YR-1 3/8X	RF-22	RF-22-PP
YCR-24	YCRS-24	Y-48	Y-48-L	CYR-1 1/2	CYR-1 1/2-S	YR-1 1/2	YR-1 1/2X	RF-24	RF-24-PP
YCR-26	YCRS-26	Y-52	Y-52-L	CYR-1 5/8	CYR-1 5/8-S	YR-1 5/8	YR-1 5/8X	RF-26	RF-26-PP
YCR-28	YCRS-28	Y-56	Y-56-L	CYR-1 3/4	CYR-1 3/4-S	YR-1 3/4	YR-1 3/4X	RF-28	RF-28-PP
YCR-30	YCRS-30	Y-60	Y-60-L	CYR-1 7/8	CYR-1 7/8-S	YR-1 7/8	YR-1 7/8X	RF-30	RF-30-PP
YCR-32	YCRS-32	Y-64	Y-64-L	CYR-2	CYR-2-S	YR-2	YR-2X	RF-32	RF-32-PP
YCR-36	YCRS-36	Y-72	Y-72-L	CYR-2 1/4	CYR-2 1/4-S	YR-2 1/4	YR-2 1/4X	RF-36	RF-36-PP
YCR-40	YCRS-40	Y-80	Y-80-L	CYR-2 1/2	CYR-2 1/2-S	YR-2 1/2	YR-2 1/2X	RF-40	RF-40-PP
YCR-44	YCRS-44	Y-88	Y-88-L	CYR-2 3/4	CYR-2 3/4-S	YR-2 3/4	YR-2 3/4X	RF-44	RF-44-PP
YCR-48	YCRS-48	Y-96	Y-96-L	CYR-3	CYR-3-S	YR-3	YR-3X	RF-48	RF-48-PP
YCR-52	YCRS-52	Y-104	Y-104-L	CYR-3 1/4	CYR-3 1/4-S	YR-3 1/4	YR-3 1/4X	RF-52	RF-52-PP
YCR-56	YCRS-56	Y-112	Y-112-L	CYR-3 1/2	CYR-3 1/2-S	YR-3 1/2	YR-3 1/2X	RF-56	RF-56-PP
YCR-64	YCRS-64	Y-128	Y-128-L	CYR-4	CYR-4-S	YR-4	YR-4X	RF-64	RF-64-PP
	YCRS-80	Y-160	Y-160-L		CYR-5-S		YR-5X		
	YCRS-96	Y-192	Y-192-L		CYR-6-S		YR-6X		
	YCRS-112	Y-224	Y-224-L		CYR-7-S				
					CYR-8-S				
					CYR-9-S				
					CYR-10-S				



BA



B



NORMAL

轴承型号	内径	外径	高度	额定动载荷	额定静载荷	极限转速
RNA223120	22	31	20	19.697	26.763	18000
RNA223432	22	34	32	32.883	42.89	18000
Y1032	27	42.8625	25.4	49.167	57.636	14500
Y1032BA	27	42.8625	25.4	49.167	57.636	14500
644906	28	40	32	38.184	55.44	14000
644906A	28	40	32	37.456	54.208	14000
644706	32	50	35	65.943	90.038	13000
644706B	32	50	35	73.883	99.65	13000
RNA324532A	32	45	32	45.985	67.873	13000
NK32.74935	32.7	49	35	60.112	80.305	12000
S1032	32.766	49.213	28.575	64.405	88.363	13000
RNA335035	33	50	35	65.853	90.471	12000
RNA335035BA	33	50	35	75.502	108.565	12000
RNA335035B	33	50	35	75.502	108.565	12000
644707	35	57	30	58.742	79.329	11000
644907	35	51	32	62.855	86.54	11000
644907A	35	51	34.5	62.855	86.54	11000
644907B	35	51	32	68.66	97.358	11000
NK355334	35	53	34	70.188	90.552	11000
NK355334B	35	53	34	77.581	103.488	11000
NK355336.5A	35	53	36.5	77.581	103.488	11000
RNA3552.532A	35	52.5	32	70.679	98.101	11000
RNA365030A	36	50	30	48.162	69.541	11000
RNA385934	38	59	34	76.056	94.446	10500
RNA385934B	38	59	34	84.068	107.939	10500
RNA385938	38	59	38	90.956	118.872	10500
RNA385938B	38	59	38	100.537	135.854	10500

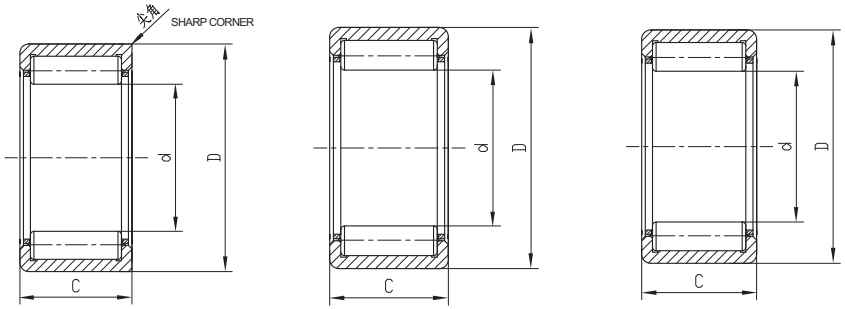

轴承型号	内径	外径	高度	额定动载荷	额定静载荷	极限转速
R1032	38.1	58.978	31.75	84.064	107.988	10500
R1032-1BA	38.1	58.978	34	84.064	107.988	10500
RNA406235A	40	62	35	91.749	122.027	10000
RNA406235A.F	40	61.5	35	91.749	122.027	10000
644708	42	65	32	79.88	102.897	9500
644708BA	42	65	34.5	85.205	116.928	9500
644708S	42	65	32	85.205	116.928	9500
NK42/30A	42	52	30	43.61	81.738	9500
RNA456832BA	45	68	32	91.303	124.807	9000
RNA486935BA	48	69	35	100.397	149.552	8500

A:一端尖角，一端圆角　Sharp corner on one side, round corner on the other side.

B:一孔双针　Double rollers in one pocket.



实体套圈滚针轴承

NJSKT实体套圈滚针轴承由机加工外圈、内圈与保持架和滚针组成，截面高度小，负荷容量与刚性大，结构紧凑体积小。这种轴承可提供公制及英制二个系列的产品，各系列都有保持架型、满针型和密封型三种结构。此外，NJSKT实体套圈轴承可分带内圈和不带内圈二种结构，配置内圈**的结构**得到较高的旋转精度，不带内圈的结构以轴作为滚道面，使体积变得更小。

NJSKT machined type needle bearings comprise machined outer rings, needle rollers and cage assemblies, and removable inner rings featuring small sectional height, big load capacity & inflexibility, compact structure and small size. Metrical series and Inch series are both available for cage type, full complement and sealed, with inner rings or without inner rings. High rotating accuracy with the structure of disposed inner ring, the center shaft will be used as the inner race so that small size can be used.

结 构 Structure

NK	轻系列无内圈滚针轴承	Light series needle roller bearings without inner ring
NKS	重系列无内圈滚针轴承	Heavy duty series needle roller bearings without inner ring
RNA49	单列无内圈滚针轴承	Single row needle roller bearings without inner ring
RNA69	双列无内圈滚针轴承	Double rows needle roller bearings without inner ring
RNA48	无内圈滚针轴承	Needle roller bearings without inner ring
NKI	轻系列带内圈滚针轴承	Light series needle roller bearings with inner ring
NKIS	重系列带内圈滚针轴承	Heavy duty series needle roller bearings with inner ring
NA49	单列带内圈滚针轴承	Single row needle roller bearings with inner ring
NA69	双列带内圈滚针轴承	Double rows needle roller bearings with inner ring
NA48	带内圈滚针轴承	Needle roller bearings with inner ring
RNA49...RS	单面密封无内圈滚针轴承	Single sealed needle roller bearings without inner ring
RNA49...2RS	双面密封无内圈滚针轴承	Double sealed needle roller bearings without inner ring
NA49...RS	单面密封带内圈滚针轴承	Single sealed needle roller bearings with inner ring
NA49...2RS	双面密封带内圈滚针轴承	Double sealed needle roller bearings with inner ring
MR (BR、HJ)	英制系列无内圈滚针轴承	Inch series needle roller bearings without inner ring
MR...SS MR...2RS	英制系列无内圈滚针轴承，双密封	Inch series needle roller bearings without inner ring, double sealed
IR	公制内圈系列	Metric series inner rings
MI	英制系列内圈	Inch series inner ring

无内圈滚针轴承 NEEDLE ROLLER BEARINGS WITHOUT INNER RINGS

NK, NKS,
RNA49, RNA69, RNA48



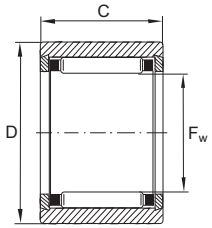

NK ($F_w \leqslant 10$ mm)

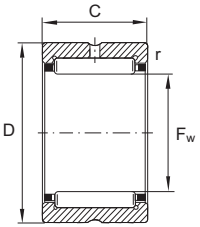

NK ($F_w \geqslant 12$ mm),
RNA49, RNA69

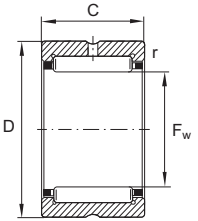

NK , NKS, RNA49, RNA69

轴承型号 Bearing Designation	质量(克) Mass ≈ g	尺寸(毫米) Dimensions (mm)				基本额定负荷 Basic load ratings		极限疲劳载荷 Fatigue limit load C_{ur} N	极限转速 Limiting speed n_G min^{-1}	参考转速 Reference speed n_B min^{-1}
		F_W	D	C	r min.	dyn. C_r N 动态	stat. C_{or} N 静态			
NK5/10-TV[1]	3.1	**5**	10	10	0.15	2 650	1 920	295	36 500	33 500
NK5/12-TV[1]	3.7	**5**	10	12	0.15	3 400	2 650	435	36 500	32 500
NK6/10-TV[1]	4.7	**6**	12	10	0.15	2 950	2 280	355	33 500	31 500
NK6/12-TV[1]	5.7	**6**	12	12	0.15	3 800	3 150	520	33 500	31 000
NK7/10-TV[1]	6.9	**7**	14	10	0.3	3 250	2 650	410	31 000	30 000
NK7-/12TV[1]	8.2	**7**	14	12	0.3	4 150	3 600	600	31 000	29 500
NK8/12-TV[1]	8.7	**8**	15	12	0.3	4 450	4 100	690	29 500	27 000
NK8/16-TV[1]	12	**8**	15	16	0.3	5 800	5 800	970	29 500	26 500
NK9/12-TV[1]	10.3	**9**	16	12	0.3	5 100	5 000	840	28 500	24 200
NK9/16-TV[1]	12.8	**9**	16	16	0.3	6 600	7 100	1 190	28 500	23 900
NK10/12-TV[1]	10.1	**10**	17	12	0.3	5 300	5 500	930	27 000	22 300
NK10/16-TV[1]	13.3	**10**	17	16	0.3	7 000	7 800	1 310	27 000	22 000
NK12/12	12.1	**12**	19	12	0.3	7 200	7 100	1 280	25 500	19 000
NK12/16	15.9	**12**	19	16	0.3	10 100	11 000	1 920	25 500	18 400
NK14/16	20.7	**14**	22	16	0.3	11 400	11 500	2 100	23 600	16 100
NK14/20	25.5	**14**	22	20	0.3	14 500	15 600	2 700	23 600	15 900
RNA4900	16.5	**14**	22	13	0.3	9 600	9 200	1 630	23 600	15 400
NK15/16	21.8	**15**	23	16	0.3	12 100	12 700	2 320	22 900	15 200
NK15/20	26.6	**15**	23	20	0.3	15 400	17 200	3 000	22 900	14 900
NK16/16	22.4	**16**	24	16	0.3	12 800	13 900	2 550	22 400	14 300
NK16/20	28.4	**16**	24	20	0.3	16 300	18 800	3 250	22 400	14 000
RNA4901	17.4	**16**	24	13	0.3	10 600	10 900	1 940	22 400	13 500
RNA6901	31	**16**	24	22	0.3	18 100	21 600	3 800	22 400	12 600
NK17/16	23.7	**17**	25	16	0.3	13 500	15 000	2 750	21 800	13 600
NK17/20	29.8	**17**	25	20	0.3	17 100	20 400	3 550	21 800	13 300
NK18/16	24.9	**18**	26	16	0.3	14 100	16 200	3 000	21 300	12 900
NK18/20	31.4	**18**	26	20	0.3	17 900	22 000	3 850	21 300	12 600
NK19/16	26.1	**19**	27	16	0.3	14 700	17 400	3 200	20 900	12 300
NK19/20	32.2	**19**	27	20	0.3	18 700	13 600	4 150	20 900	12 000

[1] With closing rings, without lubrication hole and groove. 双挡圈，无润滑油孔和油槽。

轴承型号 Bearing Designation	质量(克) Mass ≈ g	尺寸(毫米) Dimensions (mm)				基本额定负荷 Basic load ratings		极限疲劳载荷 Fatigue limit load C_{ur} N	极限转速 Limiting speed n_G min^{-1}	参考转速 Reference speed n_B min^{-1}
		F_W	D	C	r min.	dyn. C_r N 动态	stat. C_{or} N 静态			
NK20/16	27	**20**	28	16	0.3	14600	17500	3200	20400	11900
NK20/20	33.9	**20**	28	20	0.3	18600	23800	4150	20400	11600
RNA4902	21.7	**20**	28	13	0.3	12000	13600	2430	20400	10800
RNA6902	39.7	**20**	28	23	0.3	19500	25500	4450	20400	10600
NKS20	48.7	**20**	32	20	0.6	26000	25000	4400	18800	10700
NK21/16	28.1	**21**	29	16	0.3	15200	18700	3450	19600	11400
NK21/20	35.2	**21**	29	20	0.3	19300	25500	4450	19600	11100
NK22/16	30	**22**	30	16	0.3	15800	19900	3650	18800	10900
NK22/20	37	**22**	30	20	0.3	20000	27000	4700	18800	10700
RNA4903	22.2	**22**	30	13	0.3	12400	14600	2600	18800	9900
RNA6903	42.4	**22**	30	23	0.3	21100	29000	5100	18800	9500
NKS22	61.5	**22**	35	20	0.6	27500	28000	4900	17200	9700
NK24/16	31.9	**24**	32	16	0.3	16900	22300	4100	17500	10100
NK24/20	40	**24**	32	20	0.3	21400	30500	5300	17500	9800
NKS24	65.5	**24**	37	20	0.6	29500	31000	5400	16100	9100
NK25/16	32.6	**25**	33	16	0.3	16800	22400	4150	16900	9800
NK25/20	42	**25**	33	20	0.3	21300	30500	5300	16900	9600
RNA4904	52.3	**25**	37	17	0.3	23700	25500	4600	15800	8900
RNA6904	100	**25**	37	30	0.3	40500	51000	9100	15800	8500
NKS25	68.1	**25**	38	20	0.6	31000	33500	5800	15600	8700
NK26/16	34	**26**	34	16	0.3	17300	23600	4350	16300	9500
NK26/20	42	**26**	34	20	0.3	22000	32000	5600	16300	9300
NK28/20	52.2	**28**	37	20	0.3	24800	34000	5900	15100	8600
NK28/30	82	**28**	37	30	0.3	37000	57000	10500	15100	8400
RNA49/22	50.2	**28**	39	17	0.3	26000	29500	5300	14600	8000
RNA69/22	98	**28**	39	30	0.3	42000	55000	9900	14600	7800
NKS28	83.6	**28**	42	20	0.6	32500	36500	6400	14000	7900
NK29/20	50	**29**	38	20	0.3	27500	39000	6800	14600	8500
NK29/30	84.3	**29**	38	30	0.3	37000	57000	10600	14600	8100
NK30/20	61	**30**	40	20	0.3	28000	41000	7200	14600	8200
NK30/30	92.4	**30**	40	30	0.3	42000	69000	12700	14000	7500
RNA4905	61	**30**	42	17	0.3	26500	31500	5700	13600	7400
RNA6905	112	**30**	42	30	0.3	44000	59000	10600	13600	7200
NKS30	104	**30**	45	22	0.6	36500	40000	6900	13100	7600

无内圈滚针轴承 NEEDLE ROLLER BEARINGS WITHOUT INNER RINGS



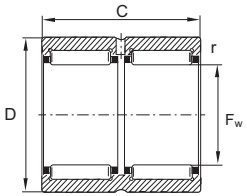

RNA69..-ZW $F_w \geqslant 40$ mm

轴承型号 Bearing Designation	质量（克） Mass ≈ g	尺寸（毫米） Dimensions (mm) F_W	D	C	r min.	基本额定负荷 Basic load ratings dyn. C_r 动 N	stat. C_{or} 静 N	极限疲劳载荷 Fatigue limit load C_{ur} N	极限转速 Limiting speed n_G min^{-1}	参考转速 Reference speed n_B min^{-1}
NK32/20	64	**32**	42	20	0.3	29 500	44 500	7 800	13 200	7 700
NK32/30	102	**32**	42	30	0.3	39 000	63 000	11 700	13 200	7 500
RNA49/28	73,2	**32**	45	17	0.3	27 500	33 500	6 100	12 700	6 900
RNA69/28	135	**32**	45	30	0.3	45 500	63 000	11 400	12 700	6 700
NKS32	110	**32**	47	22	0.6	38 000	43 500	7 400	12 400	7 200
NK35/20	69,4	**35**	45	20	0.3	31 000	48 500	8 500	12 300	6 800
NK35/30	106	**35**	45	30	0.3	46 000	81 000	15 000	12 300	6 600
RNA4906	69,4	**35**	47	17	0.3	28 500	35 500	6 400	12 000	6 400
RNA6906	126	**35**	47	30	0.3	49 000	71 000	12 900	12 000	6 100
NKS35	118	**35**	50	22	0.6	39 500	47 000	8 000	11 500	6 700
NK37/20	77	**37**	47	20	0.3	28 000	43 500	7 600	11 700	6 900
NK37/30	113	**37**	47	30	0.3	42 000	73 000	13 500	11 700	6 600
NKS37	123	**37**	52	22	0.6	41 500	50 000	8 600	11 000	6 400
NK38/20	79,4	**38**	48	20	0.3	29 000	45 000	7 900	11 400	6 700
NK38/30	116	**38**	48	30	0.3	43 000	76 000	14 000	11 400	6 500
NK40/20	78	**40**	50	20	0.3	33 500	56 000	9 800	10 900	6 100
NK40/30	125	**40**	50	30	0.3	44 000	79 000	14 600	10 900	6 200
RNA49/32	89,1	**40**	52	20	0.6	34 500	47 500	8 900	10 700	6 000
RNA69/32-ZW	162	**40**	52	36	0.6	53 000	82 000	15 100	10 700	6 000
NKS40	129	**40**	55	22	0.6	42 500	54 000	9 200	10 300	6 100
NK42/20	85,8	**42**	52	20	0.3	30 000	49 000	8 600	10 400	6 200
NK42/30	130	**42**	52	30	0.3	44 500	82 000	15 200	10 400	6 000
RNA4907	107	**42**	55	20	0.6	35 500	50 000	9 400	10 100	5 600
RNA6907-ZW	193	**42**	55	36	0.6	54 000	86 000	15 900	10 100	5 700
NK43/20	86	**43**	53	20	0.3	30 500	51 000	8 900	10 200	6 000
NK43/30	133	**43**	53	30	0.3	45 500	85 000	15 800	10 200	5 900
NKS43	139	**43**	58	22	0.6	44 000	57 000	9 800	9 700	5 800
NK45/20	85,3	**45**	55	20	0.3	35 000	62 000	10 800	9 800	5 600
NK45/30	132	**45**	55	30	0.3	52 000	103 000	19 100	9 800	5 400
NKS45	145	**45**	60	22	0.6	45 500	60 000	10 400	9 300	5 600
NK47/20	94,5	**47**	57	20	0.3	32 500	56 000	9 900	9 400	5 600
NK47/30	142	**47**	57	30	0.3	48 500	94 000	17 500	9 400	5 400
RNA4908	140	**48**	62	22	0.6	48 500	67 000	11 500	8 900	5 000
RNA6908-ZW	256	**48**	62	40	0.6	74 000	116 000	19 400	8 900	5 100

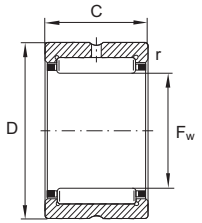

NK , NKS, RNA49, RNA69

轴承型号 Bearing Designation	质量（克） Mass ≈ g	尺寸（毫米） Dimensions (mm) F_W	D	C	r min.	基本额定负荷 Basic load ratings dyn. C_r 动 N	stat. C_{or} 静 N	极限疲劳载荷 Fatigue limit load C_{ur} N	极限转速 Limiting speed n_G min^{-1}	参考转速 Reference speed n_B min^{-1}
NK50/25	146	**50**	62	25	0.6	48 500	87 000	14 800	8 800	5 000
NK50/35	207	**50**	62	35	0.6	67 000	132 000	23 900	8 800	4 900
NKS50	157	**50**	65	22	1	48 000	67 000	11 500	8 500	5 100
RNA4909	182	**52**	68	22	0.6	51 000	73 000	12 600	8 200	4 550
RNA6909-ZW	338	**52**	68	40	0,6	79 000	127 000	21 400	8 200	4 600
NK55/25	180	**55**	68	25	0.6	45 500	82 000	14 000	8 000	4 850
NK55/35	250	**55**	68	35	0.6	60 000	118 000	21 300	8 000	4 800
NKS55	221	**55**	72	22	1	51 000	74 000	12 700	7 700	4 700
RNA4910	163	**58**	72	22	0.6	53 000	80 000	13 800	7 500	4 100
RNA6910-ZW	310	**58**	72	40	0.6	82 000	139 000	23 400	7 500	4 150
NK60/25	170	**60**	72	25	0.6	53 000	103 000	17 500	7 400	4 350
NK60/35	258	**60**	72	35	0.6	63 000	130 000	23 500	7 400	4 500
NKS60	335	**60**	80	28	1.1	71 000	98 000	17 300	7 000	4 350
RNA4911	255	**63**	80	25	1	65 000	100 000	17 300	6 900	3 900
RNA6911-ZW	470	**63**	80	45	1	102 000	176 000	30 000	6 900	3 900
NK65/25	221	**65**	78	25	0.6	50 000	98 000	16 700	6 900	4 250
NK65/35	310	**65**	78	35	0.6	66 000	142 000	25 500	6 900	4 200
NKS65	356	**65**	85	28	1	75 000	108 000	19 100	6 500	4 100
NK68/25	241	**68**	82	25	1	49 500	89 000	15 200	6 500	4 250
NK68/35	338	**68**	82	35	0.6	70 000	139 000	25 500	6 500	4 100
RNA4912	275	**68**	85	25	0.6	68 000	108 000	18 800	6 400	3 600
RNA6912-ZW	488	**68**	85	45	1.1	106 000	191 000	32 500	6 400	3 600
NK70/25	260	**70**	85	25	0.6	50 000	92 000	15 700	6 300	4 100
NK70/35	370	**70**	85	35	0.6	71 000	144 000	26 500	6 300	4 000
NKS70	380	**70**	90	28	1.1	77 000	113 000	20 000	6 100	3 900
RNA4913	312	**72**	90	25	1	69 000	112 000	19 500	6 000	3 400
RNA6913-ZW	580	**72**	90	45	1	108 000	198 000	33 500	6 000	3 400
NK73/25	302	**73**	90	25	1	60 000	100 000	17 500	6 000	3 900
NK73/35	428	**73**	90	35	1	85 000	156 000	27 000	6 000	3 750
NK75/25	315	**75**	92	25	1	61 000	104 000	18 200	5 900	3 800
NK75/35	4456	**75**	92	35	1	87 000	162 000	28 000	5 900	3 700
NKS75	402	**75**	95	28	1.1	81 000	123 000	21 900	5 800	3 700

无内圈滚针轴承 NEEDLE ROLLER BEARINGS WITHOUT INNER RINGS



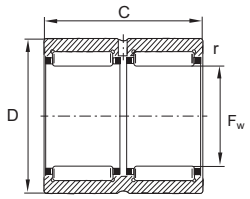

RNA69..-ZW

轴承型号 Bearing Designation	质量（克） Mass ≈ g	尺寸（毫米） Dimensions (mm) F_W	D	C	r min.	基本额定负荷 Basic load ratings dyn. C_r 动 N 态	stat. C_{or} 静 N 态	极限疲劳载荷 Fatigue limit load C_{ur} N	极限转速 Limiting speed n_G min^{-1}	参考转速 Reference speed n_B min^{-1}
NK80/25	301	**80**	95	25	1	63 000	119 000	19 600	5 600	3 600
NK80/35	425	**80**	95	35	1	89 000	184 000	32 500	5 600	3 450
RNA4914	460	**80**	100	30	1	95 000	156 000	27 500	5 400	3 200
RNA6914-ZW	857	**80**	100	54	1	145 000	265 000	47 500	5 400	3 250
NK85/25	425	**85**	105	25	1	78 000	123 000	21 700	5 200	3 350
NK85/35	600	**85**	105	35	1	111 000	193 000	34 500	5 200	3 250
RNA4915	489	**85**	105	30	1	97 000	162 000	28 500	5 200	3 050
RNA6915-ZW	935	**85**	105	54	1	147 000	275 000	49 500	5 200	3 050
NK90/25	450	**90**	110	25	1	81 000	132 000	23 300	4 900	3 200
NK90/35	630	**90**	110	35	1	116 000	208 000	37 000	4 900	3 100
RNA4916	516	**90**	110	30	1	101 000	174 000	30 500	4 900	2 850
RNA6916-ZW	987	**90**	110	54	1	153 000	300 000	53 000	4 900	2 850
NK95/26	490	**95**	115	26	1	83 000	137 000	24 000	4 650	3 150
NK95/36	680	**95**	115	36	1	121 000	223 000	39 500	4 650	2 950
NK100/26	515	**100**	120	26	1	86 000	146 000	25 000	4 450	3 000
NK100/36	715	**100**	120	36	1	125 000	237 000	41 500	4 450	2 850
RNA4917	657	**100**	120	35	1.1	125 000	237 000	41 500	4 450	2 650
RNA6917-ZW	1 200	**100**	120	63	1.1	188 000	4000 000	71 000	4 450	2 700
NK105/26	540	**105**	125	26	1	89 000	155 000	26 500	4 250	2 900
NK105/36	713	**105**	125	36	1	129 000	250 000	43 500	4 250	2 750
RNA4918	745	**105**	125	35	1.1	129 000	250 000	43 500	4 250	2 500
RNA6918-ZW	1 330	**105**	125	63	1.1	195 000	425 000	74 000	4 250	2 700
NK110/30	650	**110**	130	30	1.1	111 000	210 000	35 500	4 100	2 700
NK110/40	830	**110**	130	40	1.1	143 000	290 000	50 000	4 100	2 650
RNA4919	719	**110**	130	35	1.1	131 000	260 000	44 500	4 100	2 410
RNA6919-ZW	1 460	**100**	130	63	1.1	197 000	440 000	76 000	4 100	2 450

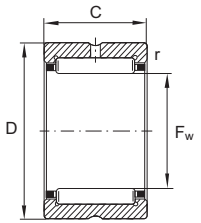

NK , NKS, RNA49, RNA69

轴承型号 Bearing Designation	质量（克） Mass ≈ g	尺寸（毫米） Dimensions (mm) F_W	D	C	r min.	基本额定负荷 Basic load ratings dyn. C_r 动 N 态	stat. C_{or} 静 N 态	极限疲劳载荷 Fatigue limit load C_{ur} N	极限转速 Limiting speed n_G min^{-1}	参考转速 Reference speed n_B min^{-1}
RNA4920	1150	**115**	140	40	1.1	144000	270000	45500	3850	2500
RNA4822	670	**120**	140	30	1	106000	216000	36000	3750	2220
RNA4922	1240	**125**	150	40	1.1	149000	290000	47500	3550	2290
RNA4824	730	**130**	150	30	1	112000	239000	39000	3500	2030
RNA4924	1860	**135**	165	45	1.1	205000	390000	64000	3250	2110
RNA4826	990	**145**	165	35	1.1	134000	310000	48500	3150	1920
RNA4926	2210	**150**	180	50	1.5	229000	470000	74000	2950	1970
RNA4828	1 050	**155**	175	35	1.1	136000	325000	50000	2950	1800
RNA4928	2350	**160**	190	50	1.5	237000	500000	78000	2800	1810
RNA4830	1 600	**165**	190	40	1.1	172 000	400000	62 000	2750	1750
RNA4832	1700	**175**	200	40	1.1	181000	435000	66 000	2600	1630
RNA4834	2540	**185**	215	45	1.1	209000	510000	75000	2450	1550
RNA4836	2680	**195**	225	45	1.1	219000	550000	80000	2330	1430
RNA4838	3210	**210**	240	50	1.5	255000	690 000	100000	2180	1290
RNA4840	3350	**220**	250	50	1.5	260000	720000	102000	2090	1220
RNA4844	3620	**240**	270	50	1.5	275000	790000	110000	1920	1080
RNA4848	5400	**265**	300	60	2	400000	1080000	150000	1730	940
RNA4852	5800	**285**	320	60	2	415000	1160000	158000	1620	860
RNA4856	9300	**305**	350	69	2	510000	1300000	175000	1500	810
RNA4860	12700	**330**	380	80	2.1	700000	1770000	235000	1380	710
RNA4864	13400	**350**	400	80	2.1	710000	1850000	242000	1310	660
RNA4868	14000	**370**	420	80	2.1	730000	1940000	249000	1240	620
RNA4872	14800	**390**	440	80	2.1	740000	2020000	255000	1180	580
RNA4876	26000	**415**	480	100	2.1	1130000	2900000	370000	1090	500

无挡边
Without retaining edge

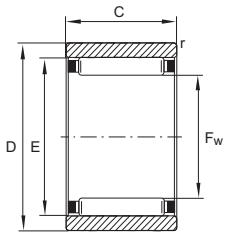

RNAO

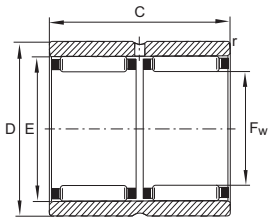

RNAO..-ZW-ASR1

轴承型号 Bearing Designation	质量（克） Mass ≈ g	尺寸（毫米） Dimensions (mm)					基本额定负荷 Basic load ratings		极限疲劳载荷 Fatigue limit load C_{ur} N	极限转速 Limiting speed n_G min^{-1}	参考转速 Reference speed n_B min^{-1}
		F_W	D	C	E	r min.	dyn. C_r 动 N 态	stat. C_{or} 静 N 态			
RNAO5X10X8-TV	3	**5**	10	8	8	0.15	2 650	1 920	295	37 000	60 000
RNAO6X13X8-TV	6	**6**	13	8	9	0.3	2 950	2 280	355	32 000	55 000
RNAO7X14X8-TV	6	**7**	14	8	10	0.3	3 250	2 650	410	31 000	48 000
RNAO8X15X10-TV	8	**8**	15	10	11	0.3	4 450	4 100	690	29 000	41 000
RNAO10X17X10-TV	10	**10**	17	10	13	0.3	5 300	5 500	930	27 000	33 000
RNAO12X22X12-TV	19	**12**	22	12	18	0.3	11 300	9 900	1 740	24 000	23 000
RNAO15X23X13	20	**15**	23	13	19	0.3	9 70	10 900	1 760	22 900	15 000
RNAO16X24X13	21	**16**	28	12	20	0.3	10 100	11 800	1 890	22 400	14 200
RNAO16X28X12	32	**16**	28	12	22	0.3	13 000	12 500	2 210	21 300	12 600
RNAO17X25X13	22	**17**	25	13	21	0.3	11 700	14 600	22 40	21 800	13 000
RNAO18X30X24-ZW-ASR1	69	**18**	30	24	24	0.3	24 800	30 000	5 300	20 400	17 300
RNAO20X28X13	25	**20**	28	13	24	0.3	11 100	14 300	2 310	20 400	11 900
RNAO20X28X26-ZW-ASR1	50	**20**	28	26	24	0.3	19 000	28 500	4 600	20 000	16 000
RNAO20X32X12	38	**20**	32	12	26	0.3	15 100	16 200	2 850	18 800	10 500
RNAO22X30X13	27	**22**	30	13	26	0.3	11 800	15 900	2 550	18 800	10 900
RNAO22X35X16	59	**22**	35	16	29	0.3	22 600	25 500	4 200	17 200	9 400
RNAO25X35X17	53	**25**	35	17	29	0.3	16 800	26 000	4 250	16 300	9 300
RNAO25X35X26-ZW-ASR1	76	**25**	35	26	29	0.3	21 900	37 000	5 900	16 000	13 000
RNAO25X37X16	60	**25**	37	16	32	0.3	23 800	28 000	4 650	15 800	8 700
RNAO30X40X17	60	**30**	40	17	35	0.3	22 100	34 000	5 300	14 000	7 800
RNAO30X42X16	59	**30**	42	16	37	0.3	26 000	33 500	5 500	13 600	7 600
RNAO30X42X32-ZW-ASR1	137	**30**	42	32	37	0.3	45 000	67 000	11 100	14 000	10 000
RNAO35X45X13	53	**35**	45	13	40	0.3	18 300	28 000	4 550	12 300	7 100
RNAO35X45X17	69	**35**	45	17	40	0.3	23 500	38 500	6 100	12 300	7 000
RNAO35X45X26XZW-ASR1	91	**35**	45	26	40	0.3	31 500	56 000	8 900	12 000	9 000
RNAO35X47X16	78	**35**	47	16	42	0.3	27 500	37 500	6 200	12 000	6 800
RNAO35X47X18	89	**35**	47	16	42	0.3	31 000	43 000	7 400	12 000	6 700
RNAO35X47X32-ZW-ASR1	156	**35**	47	32	42	0.3	47 500	75 000	12 400	12 000	9 000

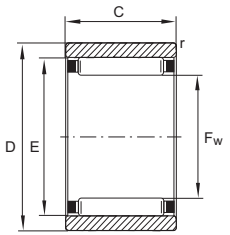

RNAO

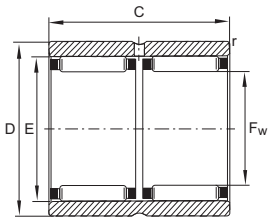

RNAO..-ZW-ASR1

轴承型号 Bearing Designation	质量（克） Mass ≈ g	尺寸（毫米） Dimensions (mm)					基本额定负荷 Basic load ratings		极限疲劳载荷 Fatigue limit load C_{ur} N	极限转速 Limiting speed n_G min^{-1}	参考转速 Reference speed n_B min^{-1}
		F_W	D	C	E	r min.	dyn. C_r 动 N 态	stat. C_{or} 静 N 态			
RNAO40X50X17	74	**40**	50	17	45	0,3	24 200	41 500	6 400	10 900	6 400
RNAO40X50X34-ZW-ASR1	152	**40**	50	34	45	0,3	41 500	83 000	12 900	11 000	7 000
RNAO40X55X20	145	**40**	55	20	47	0,3	37 000	57 000	8 900	10 300	5 800
RNAO40X55X40-ZW-ASR1	275	**40**	55	40	48	0,3	70 000	118 000	18 700	10 000	7 500
RNAO45X55X17	83	**45**	55	17	50	0,3	25 500	46 000	7 100	9 800	5 800
RNAO45X62X40-ZW-ASR1	377	**45**	62	40	53	0,3	76 000	135 000	21 500	9 000	7 000
RNAO50X62X20	140	**50**	62	20	55	0,3	30 000	60 000	9 600	8 800	5 300
RNAO50X65X20	168	**50**	65	20	58	0,3	40 500	62 000	10 800	8 500	5 100
RNAO50X65X40X-ZW-ASR1	355	**50**	65	40	58	0,6	69 000	124 000	21 700	8 500	6 500
RNAO55X68X20	166	**55**	68	20	60	0,6	32 000	66 000	10 700	8 000	4 850
RNAO60X78X20	255	**60**	78	20	68	1	49 500	85 000	13 600	7 100	4 150
RNAO60X78X40-ZW-ASR1	435	**60**	78	40	68	1	85 000	171 000	27 500	7 000	5 500
RNAO65X85X30	464	**65**	85	30	73	1	64 000	123 000	21 100	6 500	4 000
RNAO70X90X30	499	**70**	90	30	78	1	68 000	135 000	23 200	6 100	3 750
RNAO80X100X30	580	**80**	100	30	88	1	80 000	176 000	31 000	5 400	3 250
RNAO90X105X26	373	**90**	105	26	98	1	69 000	150 000	25 000	5 000	3 200
RNAO90X110X30	610	**90**	110	30	98	1	76 000	172 000	29 500	4 900	3 100
RNAO100X120X30	694	**100**	120	30	108	1	80 000	188 000	32 000	4 500	3 700

无内圈滚针轴承 NEEDLE ROLLER BEARINGS WITHOUT INNER RINGS

英制系列
INCH SERIES



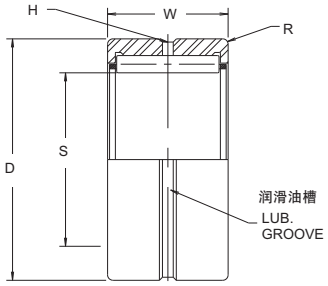

轴承型号 BRG. NO.	Dimensions 尺寸							静载 STATIC LOAD RATING (LBS.)	动载 BASIC DYNAMIC RATING (LBS.)
	S +.0000	TOL.	D +.0000	TOL.	W +.000 -.005	H	R MAX.		
MR-10-N MR-10	.6250	-.0005	1.1250	-.0006	.750 1.000	5/64	.025	4300 6500	4320 5930
MR-12-N MR-12	.7500		1.2500		.750 1.000	5/64	.040	5400 8100	4990 6830
MR-14-N MR-14	.8750		1.3750		.750 1.000	5/64	.040	6000 9000	5280 7240
MR-16-N MR-16	1.0000		1.5000		.750 1.000	5/64	.040	7100 10600	5840 8000
MR-18N MR-18	1.1250		1.6250		1.000 1.250	3/32	.040	12200 16300	8720 10900
MR-20-N MR-20	1.2500		1.7500		1.000 1.250	3/32	.040	13100 17500	9020 11300
MR-22-N MR-22	1.3750		1.8750		1.000 1.250	3/32	.040	14700 19700	9640 12100
MR-24-N MR-24	1.5000		2.0625		1.000 1.250	3/32	.060	15500 20800	10300 13000
MR-26-N MR-26	1.6250		2.1875		1.000 1.250	3/32	.060	16400 22100	10600 13300
MR-28-N MR-28	1.7500		2.3125		1.000 1.250	3/32	.060	18100 24400	11200 14100
MR-30-N MR-30	1.8750		2.4375		1.000 1.250	3/32	.060	19000 25600	11400 14400
MR-31	1.9375		2.5000		1.250	3/32	.060	22400	12400
MR-32-N MR-32	2.0000		2.5625		1.000 1.250	3/32	.060	20700 27900	12000 15200
MR-36-N MR-36	2.2500		3.0000		1.500 1.750	1/8	.060	39100 47400	22400 26000
MR-40-N MR-40	2.5000		3.2500		1.500 1.750	1/8	.080	42900 52100	23400 27200
MR-44-N MR-44	2.7500		3.5000		1.500 1.750	1/8	.080	46700 56700	24500 28400
MR-48-N MR-48	3.0000		3.7500	-.0008	1.500 1.750	1/8	.080	52300 63400	26100 30300
MR-52	3.2500		4.2500		1.750	3/16	.080	64400	29900
MR-56-N MR-56	3.5000		4.5000		1.750 2.000	3/16	.080	71600 83500	31300 35900
MR-60	3.7500		4.7500		2.000	3/16	.100	87100	36500

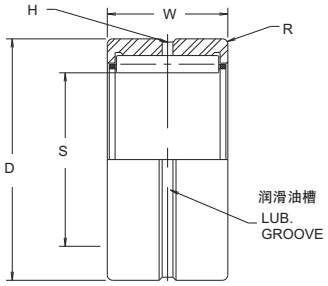

轴承型号 BRG. NO.	Dimensions 尺寸							静载 STATIC LOAD RATING (LBS.)	动载 BASIC DYNAMIC RATING (LBS.)
	S +.0000	TOL.	D +.0000	TOL.	W +.000 -.005	H	R MAX.		
MR-64	4.0000	-.0007	5.0000	-.0010	2.000	3/16	.100	93800	38000
MR-68	4.2500		5.2500		2.000	3/16	.100	101000	39500
MR-72	4.5000		6.0000		2.250	3/16	.100	130000	60300
MR-80	5.0000		6.5000		2.250	3/16	.100	148000	64600
MR-88-N MR-88	5.5000		7.0000		2.500 3.000	3/16	.100	169800 222000	70200 85700
MR-96-N MR-96	6.0000	-.0010	7.5000	-.0012	2.500 3.000	1/4	.120	177000 228000	71000 86600
MR-104-N MR-104	6.5000		8.0000		2.500 3.000	1/4	.120	183000 237000	71700 87500
MR-116	7.2500		9.1250		3.000	1/4	.120	234000	95200
MR-124	7.7500		9.6250		3.000	1/4	.120	252000	99100
MR-132	8.2500		10.1250		3.000	1/4	.120	270000	103000
MR-140	8.7500		10.6250	-.0014	3.000	1/4	.160	280000	104000
MR-148	9.2500		11.1250		3.000	1/4	.160	292000	108000

无内圈滚针轴承 NEEDLE ROLLER BEARINGS WITHOUT INNER RINGS

双面密封
double sealed



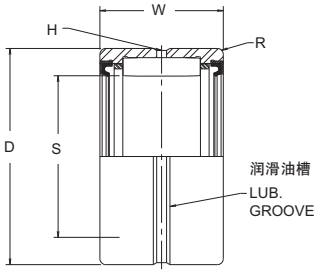

轴承型号 BRG. NO.	Dimensions 尺寸							静载 STATIC LOAD RATING (LBS.)	动载 BASIC DYNAMIC RATING (LBS.)
	S +.0000	TOL.	D +.0000	TOL.	W +.000 -.005	H	R MAX.		
MR-10-SS	.6250	-.0005	1.1250	-.0005	1.000	5/64	.025	4300	4320
MR-12-SS	.7500		1.2500		1.000	5/64	.040	5400	4990
MR-14-SS	.8750		1.3750		1.000	5/64	.040	6000	5280
MR-16-SS	1.0000		1.5000		1.000	5/64	.040	7100	5840
MR-18-SS	1.1250		1.6250		1.250	3/32	.040	12200	8720
MR-20-SS	1.2500		1.7500		1.250	3/32	.040	13100	9020
MR-22-SS	1.3750		1.8750		1.250	3/32	.040	14700	9640
MR-24-SS	1.5000		2.0625	-.0006	1.250	3/32	.060	15500	10300
MR-26-SS	1.6250		2.1875		1.250	3/32	.060	16400	10600
MR-28-SS	1.7500		2.3125		1.250	3/32	.060	18100	11200
MR-30-SS	1.8750		2.4375		1.250	3/32	.060	19000	11400
MR-32-SS	2.0000		2.5625		1.250	3/32	.060	20700	12000
MR-36-SS	2.2500		3.0000		1.750	1/8	.060	39100	22400
MR-40-SS	2.5000		3.2500		1.750	1/8	.080	42900	23400
MR-44-SS	2.7500		3.5000	-.0008	1.750	1/8	.080	46700	24500
MR-48-SS	3.0000		3.7500		1.750	1/8	.080	52300	26100
MR-52-SS	3.2500		4.2500		1.750	3/16	.080	54300	25100
MR-56-SS	3.5000		4.5000		2.000	3/16	.080	71600	31300
MR-60-SS	3.7500		4.7500		2.000	3/16	.100	74700	31600
MR-64-SS	4.0000	-.0007	5.0000	-.0010	2.000	3/16	.100	80400	32800
MR-68-SS	4.2500		5.2500		2.000	3/16	.100	86200	34000

单面或双面密封
Single or double sealed

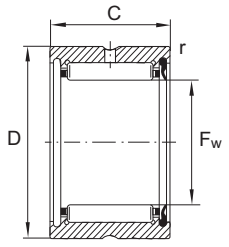

RNA49..-RSR

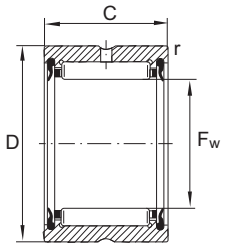

RNA49..-2RSR

轴承型号 Bearing Designation		质量（克） Mass ≈ g	尺寸（毫米） Dimensions (mm)				基本额定负荷 Basic load ratings		极限疲劳载荷 Fatigue limit load C_{ur} N	极限转速 Limiting speed n_G grease min^{-1}
			F_W	D	C	r min.	dyn. C_r 动态 N	stat. C_{or} 静态 N		
RNA4900-RSR	RNA4900-2RSR	16	**14**	22	13	0.3	7 700	6 900	1 360	13 000
RNA4901-RSR	RNA4901-2RSR	18	**16**	24	13	0.3	8 600	8 300	1 630	12 000
RNA4902-RSR	RNA4902-2RSR	21.5	**20**	28	13	0.3	9 700	10 300	2 040	10 000
RNA4903-RSR	RNA4903-2RSR	23	**22**	30	13	0.3	10 000	11 000	2 180	9 000
RNA4904-RSR	RNA4904-2RSR	56	**25**	37	17	0.3	19 500	19 900	3 750	7 500
RNA4905-RSR	RNA4905-2RSR	60	**30**	42	17	0.3	21 800	24 200	4 550	6 500
RNA4906-RSR	RNA4906-2RSR	69	**35**	47	17	0.3	23 900	28 500	5 400	5 500
RNA4907-RSR	RNA4907-2RSR	107	**42**	55	20	0.6	29 500	39 500	7 200	4 800
RNA4908-RSR	RNA4908-2RSR	154	**48**	62	22	0.6	41 000	53 000	8 800	4 200
RNA4909-RSR	RNA4909-2RSR	157	**52**	68	22	0.6	43 000	59 000	9 700	3 900
RNA4910-RSR	RNA4910-2RSR	160	**58**	72	22	0.6	45 000	64 000	10 600	3 500

带内圈滚针轴承 NEEDLE ROLLER BEARINGS WITH INNER RINGS

NKI, NKIS,
NA49, NA69, NA48



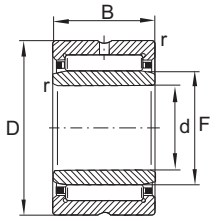

NKI (d⩽7 mm)

轴承型号 Bearing Designation	质量（克） Mass ≈ g	尺寸（毫米） Dimensions (mm) d	F	D	B	r min.	s[2]	基本额定负荷 Basic load ratings dyn. C_r N 动态	stat. C_{or} N 静态	极限疲劳载荷 Fatigue limit load C_{ur} N	极限转速 Limiting speed n_G min^{-1}	参考转速 Reference speed n_B min^{-1}
NKI5/12-TV[1]	11.5	**5**	8	15	12	0.3	1.5	4 450	4 100	690	31 500	29 500
NKI5/16-TV[1]	15.3	**5**	8	15	16	0.3	2	5 800	5 800	970	31 500	29 500
NKI6/12-TV[1]	13.5	**6**	9	16	12	0.3	1.5	5 100	5 000	840	30 000	26 500
NKI6/16-TV[1]	17.4	**6**	9	16	16	0.3	2	6 600	7 100	1 190	30 000	26 000
NKI7/12-TV[1]	13.7	**7**	10	17	12	0.3	1.5	5 300	5 500	930	29 000	24 100
NKI7/16-TV[1]	18.2	**7**	10	17	16	0.3	2	7 000	7 800	1 310	29 000	23 800
NKI9/12	16.6	**9**	12	19	12	0.3	1.5	7 200	7 100	1 280	26 500	22 200
NKI9/16	21.9	**9**	12	19	16	0.3	2	10 100	11 000	1 920	26 500	19 500
NKI10/16	29.4	**10**	14	22	16	0.3	0.5	11 400	11 500	2 100	25 000	17 300
NKI10/20	37.1	**10**	14	22	20	0.3	0.5	14 500	15 600	2 700	25 000	17 000
NA4900	23	**10**	14	22	13	0.3	0.5	9 600	9 200	1 630	25 000	17 300
NKI12/16	33.3	**12**	16	24	16	0.3	0.5	12 800	13 900	2 550	23 600	15 200
NKI12/20	41.9	**12**	16	24	20	0.3	0.5	16 300	18 800	3 250	23 600	14 900
NA4901	26	**12**	16	24	13	0.3	0.5	10 600	10 900	1 940	23 600	14 900
NA6901	46	**12**	16	24	22	0.3	1	18 100	21 600	3 800	23 600	13 900
NKI15/16	38.8	**15**	19	27	16	0.3	0.5	14 700	17 400	3 200	21 800	12 800
NKI15/20	48.7	**15**	19	27	20	0.3	0.5	18 700	23 600	4 150	21 800	12 600
NA4902	34	**15**	20	28	13	0.3	0.5	12 000	13 600	2 430	21 600	12 000
NA6902	63.6	**15**	20	28	23	0.3	1	19 500	25 500	4 450	21 600	11 700
NKIS15	92	**15**	22	35	20	0.6	0.5	27 500	28 000	4 900	19 600	10 300
NKI17/16	42.4	**17**	21	29	16	0.3	0.5	15 200	18 700	3 450	20 900	11 800
NKI17/20	53.4	**17**	21	29	20	0,3	0.5	19 300	25 500	4 450	20 900	11 600
NA4903	37	**17**	22	30	13	0.3	0.5	12 400	14 600	2 600	20 600	10 900
NA6903	72	**17**	22	30	23	0.3	1	21 100	29 000	5 100	20 600	10 500
NKIS17	98	**17**	24	37	20	0.6	0.5	29 500	31 000	5 400	18 100	9 500

[1] With closing rings,without lubrication hole and groove. 双挡圈，无润滑油孔和油槽。

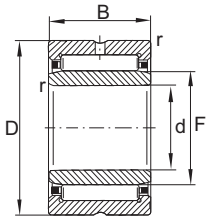

NKI (d⩾9 mm), NKIS, NA49,
NA69 (d⩽30 mm)

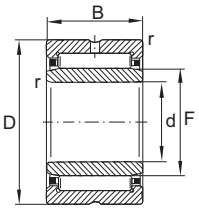

NKI , NKIS, NA49,
NA69 (d⩽30 mm)

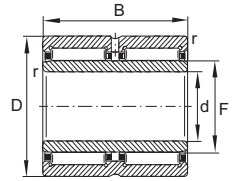

NA69..-ZW

轴承型号 Bearing Designation	质量（克） Mass ≈ g	尺寸（毫米） Dimensions (mm) d	F	D	B	r min.	s[2]	基本额定负荷 Basic load ratings dyn. C_r N 动态	stat. C_{or} N 静态	极限疲劳载荷 Fatigue limit load C_{ur} N	极限转速 Limiting speed n_G min^{-1}	参考转速 Reference speed n_B min^{-1}
NKI20/16	49	**20**	24	32	16	0.3	0.5	16 900	22 300	4 100	18 800	10 400
NKI20/20	61	**20**	24	32	20	0.3	0.5	21 400	30 500	5 300	18 800	10 200
NA4904	75.2	**20**	25	37	17	0.3	0.8	23 700	25 500	4 600	17 200	9 600
NA6904	141	**20**	25	37	30	0.3	1	40 500	51 000	9 100	17 200	9 200
NKIS20	129	**20**	28	42	20	0.6	0.5	32 500	36 500	6 400	15 800	8 300
NKI22/16	52	**22**	26	34	16	0.3	0.5	17 300	23 600	4 350	17 500	9 800
NKI22/20	65.4	**22**	26	34	20	0.3	0.5	22 000	32 000	5 600	17 500	9 500
NA49/22	80	**22**	28	39	17	0.3	0.8	26 000	29 500	5 300	16 100	8 700
NA69/22	150	**22**	28	39	30	0.3	0.5	42 000	55 000	9 900	16 100	8 500
NKI25/20	75.8	**25**	29	38	20	0.3	1	17 500	39 000	6 800	15 600	8 300
NKI25/30	124	**25**	29	38	30	0.3	1.5	37 000	57 000	10 600	15 600	8 400
NA4905	88	**25**	30	42	17	0.3	0.8	26 500	31 500	5 700	14 600	7 900
NA6905	161	**25**	30	42	30	0.3	1	44 000	59 000	10 600	14 600	7 700
NKIS25	162	**25**	32	47	22	0.6	1	38 000	43 500	7 400	13 600	7 400
NKI28/20	92.4	**28**	32	42	20	0.3	1	29 500	44 500	7 800	14 000	7 500
NKI28/30	146	**28**	32	42	30	0.3	1.5	39 000	63 000	11 700	14 000	7 600
NA49/28	97.7	**28**	32	45	17	0.3	0.8	27 500	33 500	6 100	13 400	7 200
NA69/28	182	**28**	32	45	30	0.3	1	45 500	636 000	11 400	13 400	7 000
NKI30/20	108	**30**	35	45	20	0.3	0.5	31 000	48 500	8 500	13 100	7 000
NKI30/30	165	**30**	35	45	30	0.3	1	46 000	81 000	15 000	13 100	6 700
NA4906	101	**30**	35	47	17	0.3	0.8	28 500	35 500	6 400	12 700	6 800
NA6906	192	**30**	35	47	30	0.3	1	49 000	71 000	12 900	12 700	6 400
NKIS30	184	**30**	37	52	22	0.6	1	41 500	50 000	8 600	12 000	6 600
NKI32/20	118	**32**	37	47	20	0.3	0.5	28 000	43 500	7 600	12 400	7 000
NKI32/30	180	**32**	37	47	30	0.3	1	42 000	73 000	13 500	12 400	6 800
NA49/32	158	**32**	40	52	20	0.6	0.8	34 500	47 500	8 900	11 700	6 500
NA69/32-ZW	288	**32**	40	52	36	0.6	0.5	53 000	82 000	15 100	11 700	6 500
NKI35/20	122	**35**	40	50	20	0.3	0.5	33 500	56 000	9 800	11 500	6 200
NKI35/30	193	**35**	40	50	30	0.3	1	44 000	79 000	14 600	11 500	6 300
NA4907	170	**35**	42	55	20	0.6	0.8	35 500	50 000	9 400	10 900	6 000
NA6907-ZW	310	**35**	42	55	36	0.6	0.5	54 000	86 000	15 900	10 900	6 100
NKIS35	220	**35**	43	58	22	0.6	0.5	44 000	57 000	9 800	10 500	5 900



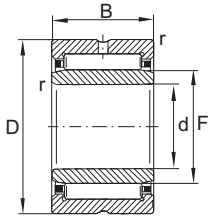

NKI , NKIS, NA49

轴承型号 Bearing Designation	质量（克） Mass ≈ g	尺寸（毫米） Dimensions (mm) d	F	D	B	r min.	$s^{1)}$	基本额定负荷 Basic load ratings dyn. C_r N 动态	stat. C_{or} N 静态	极限疲劳载荷 Fatigue limit load C_{ur} N	极限转速 Limiting speed n_G min^{-1}	参考转速 Reference speed n_B min^{-1}
NKI38/20	136	**38**	43	53	20	0.3	0.5	30 500	51 000	8 900	10 800	6 200
NKI38/30	207	**38**	43	53	30	0.3	1	45 500	85 000	15 800	10 800	6 000
NKI40/20	136	**40**	45	55	20	0.3	0.5	35 000	62 000	10 800	10 300	5 600
NKI40/30	216	**40**	45	55	30	0.3	1	52 000	103 000	19 100	10 300	5 500
NA4908	230	**40**	48	62	22	0.6	1	48 500	67 000	11 500	9 600	5 300
NA6908-ZW	430	**40**	48	62	40	0.6	0.5	74 000	116 000	19 400	9 600	5 400
NKIS40	281	**40**	50	65	22	1	0.5	48 000	67 000	11 500	9 300	5 200
NKI42/20	148	**42**	47	57	20	0.3	0.5	32 500	56 000	9 900	9 900	5 700
NKI42/30	222	**42**	47	57	30	0.3	1	48 500	94 000	17 500	9 900	5 500
NKI45/25	217	**45**	50	62	25	0.6	1.5	48 500	87 000	14 800	9 200	5 100
NKI45/35	308	**45**	50	62	35	0.6	2	67 000	132 000	23 900	9 200	4 950
NA4909	271	**45**	52	68	22	0.6	1	51 000	73 000	12 600	8 700	4 750
NA6909-ZW	495	**45**	52	68	40	0.6	0.5	79 000	127 000	21 400	8 700	4 850
NKIS45	336	**45**	55	72	22	1	0.5	51 000	74 000	12 700	8 400	4 750
NKI50/25	270	**50**	55	68	25	0,6	1.5	45 500	82 000	14 000	8 300	4 900
NKI50/35	379	**50**	55	68	35	0.6	2	60 000	118 000	21 300	8 300	4 850
NA4910	274	**50**	58	72	22	0.6	1	53 000	80 000	13 800	8 000	4 350
NA6910-ZW	515	**50**	58	72	40	0.6	0.5	82 000	139 000	23 400	8 000	4 400
NKIS50	518	**50**	60	80	28	1.1	2	71 000	98 000	17 300	7 500	4 450
NKI55/25	255	**55**	60	72	25	0.6	1.5	47 500	90 000	15 400	7 700	4 600
NKI55/35	379	**55**	60	72	35	0.6	2	63 000	130 000	23 500	7 700	4 500
NA4911	393	**55**	63	80	25	1	1.5	65 000	100 000	17 300	7 300	4 100
NA6911-ZW	780	**55**	63	80	45	1	1.5	102 000	176 000	30 000	7 300	4 100
NKIS55	558	**55**	65	85	28	1.1	2	75 000	108 000	22 200	7 000	4 150
NKI60/25	394	**60**	68	82	25	0.6	1	49 500	89 000	15 200	6 900	4 300
NKI60/35	553	**60**	68	82	35	0.6	1	70 000	139 000	25 500	6 900	4 150
NA4912	426	**60**	68	85	25	1	1.5	68 000	108 000	18 800	6 800	3 750
NA6912-ZW	808	**60**	68	85	45	1	1.5	106 000	191 000	32 500	6 800	3 750
NKIS60	560	**60**	70	90	28	1.1	2	77 000	113 000	23 400	6 500	3 950

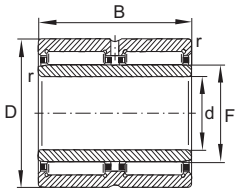

NA69..-ZW

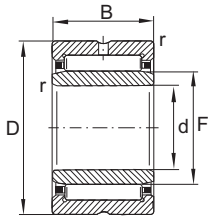

NKI , NKIS, NA49

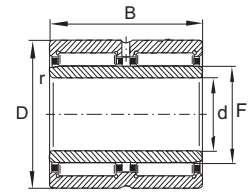

NA69..-ZW

轴承型号 Bearing Designation	质量（克） Mass ≈ g	尺寸（毫米） Dimensions (mm) d	F	D	B	r min.	$s^{1)}$	基本额定负荷 Basic load ratings dyn. C_r N 动态	stat. C_{or} N 静态	极限疲劳载荷 Fatigue limit load C_{ur} N	极限转速 Limiting speed n_G min^{-1}	参考转速 Reference speed n_B min^{-1}
NKI65/25	467	**65**	73	90	25	1	1	60 000	100 000	17 500	6 300	3 950
NKI65/35	659	**65**	73	90	35	1	1	85 000	156 000	27 000	6 300	3 800
NA4913	456	**65**	72	90	25	1	1.5	69 000	112 000	19 500	6 300	3 500
NA6913-ZW	833	**65**	72	90	45	1	1.5	108 000	198 000	33 500	6 300	3 550
NKIS65	641	**65**	75	95	28	1.1	2	81 000	123 000	25 500	6 100	3 700
NKI70/25	521	**70**	80	95	25	1	0.8	63 000	119 000	19 600	5 900	3 600
NKI70/35	737	**70**	80	95	35	1	0.8	89 000	184 000	32 500	5 900	3 500
NA4914	728	**70**	80	100	30	1	1.5	95 000	156 000	27 500	5 800	3 350
NA6914-ZW	1 340	**70**	80	100	54	1	1	145 000	265 000	47 500	5 800	3 400
NKI75/25	641	**75**	85	105	25	1	1	78 000	123 000	23 500	5 400	3 400
NKI75/35	908	**75**	85	105	35	1	1	111 000	193 000	40 000	5 400	3 250
NA4915	775	**75**	85	105	30	1	1.5	97 000	162 000	28 500	5 400	3 150
NA6915-ZW	1 450	**75**	85	105	54	1	1	147 000	275 000	49 500	5 400	3 200
NKI80/25	677	**80**	90	110	25	1	1	81 000	132 000	27 500	5 200	3 250
NKI80/35	959	**80**	90	110	35	1	1	116 000	208 000	43 000	5 200	3 100
NA4916	878	**80**	90	110	30	1	1.5	101 000	174 000	30 500	5 200	2 950
NA6916-ZW	1 522	**80**	90	110	54	1	1	153 000	300 000	53 000	5 200	3 000
NKI85/26	743	**85**	95	115	26	1	1.5	83 000	137 000	28 000	4 900	3 150
NKI85/36	1 040	**85**	95	115	36	1	1.5	121 000	223 000	46 000	4 900	3 000
NA4917	1 250	**85**	100	120	35	1.1	1	125 000	237 000	41 500	4 800	2 800
NA6917-ZW	2 200	**85**	100	120	63	1.1	1	188 000	400 000	71 000	4 800	2 850
NKI90/26	778	**90**	100	120	26	1	1.5	86 000	146 000	29 500	4 650	3 050
NKI90/36	1 090	**90**	100	120	36	1	1.5	125 000	237 000	48 000	4 650	2 850
NA4918	1 312	**90**	105	125	35	1.1	1	129 000	250 000	43 500	4 550	2 650
NA6918-ZW	2 310	**90**	105	125	63	1.1	1	195 000	425 000	74 000	4 550	2 700
NKI95/26	816	**95**	105	125	26	1	1.5	89 000	155 000	31 000	4 450	2 900
NKI95/36	1 145	**95**	105	125	36	1	1.5	129 000	250 000	50 000	4 450	2 750
NA4919	1 371	**95**	110	130	35	1.1	1	131 000	260 000	44 500	4 350	2 550
NA6919-ZW	2 500	**95**	110	130	63	1.1	1	197 000	440 000	76 000	4 530	2 600

带内圈滚针轴承 NEEDLE ROLLER BEARINGS WITH INNER RINGS



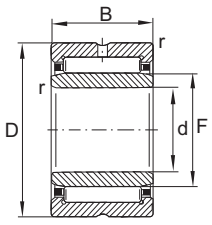

NKI , NA49,NA48

轴承型号 Bearing Designation	质量（克） Mass ≈ g	尺寸（毫米） Dimensions (mm) d	F	D	B	r min.	s[1]	基本额定负荷 Basic load ratings dyn. C_r N 动态	stat. C_{or} N 静态	极限疲劳载荷 Fatigue limit load C_{ur} N	极限转速 Limiting speed n_G min^{-1}	参考转速 Reference speed n_B min^{-1}
NKI100/30	990	**100**	110	130	30	1.1	1.5	111 000	210 000	41 500	4 250	2 700
NKI100/40	1 330	**100**	110	130	40	1.1	2	143 000	290 000	58 000	4 250	2 650
NA4920	1 900	**100**	115	140	40	1.1	2	144 000	270 000	45 500	4 100	2 600
NA4922	2 070	**110**	125	150	40	1.1	2	149 000	290 000	47 500	3 750	2 400
NA4822	1 080	**110**	120	140	30	1	0.8	106 000	216 000	36 000	3 900	2 300
NA4924	2 860	**120**	135	165	45	1.1	2	205 000	390 000	64 000	3 450	2 200
NA4824	1 170	**120**	130	150	30	1	0.8	112 000	239 000	39 000	3 650	2 090
NA4926	3 900	**130**	150	180	50	1.5	1.5	229 000	470 000	74 000	3 150	2 080
NA4826	1 810	**130**	145	165	35	1.1	1	134 000	310 000	48 500	3 300	2 000
NA4928	4 150	**140**	160	190	50	1.5	1.5	237 000	500 000	78 000	2 950	1 920
NA4828	1 920	**140**	155	175	35	1.1	1	136 000	325 000	50 000	3 100	1 870
NA4830	2 720	**150**	165	190	40	1.1	1.5	172 000	400 000	62 000	2 900	1 810
NA4832	2 890	**160**	175	200	40	1.1	1.5	181 000	435 000	66 000	2 700	1 680
NA4834	3 960	**170**	185	215	45	1.1	1.5	209 000	510 000	75 000	2 550	1 610
NA4836	4 200	**180**	195	225	45	1.1	1.5	219 000	550 000	80 000	2 420	1 490
NA4838	5 610	**190**	210	240	50	1.5	1.5	255 000	690 000	100 000	2 280	1 350
NA4840	5 840	**200**	220	250	50	1.5	1.5	260 000	720 000	102 000	2 180	1 270
NA4844	6 380	**220**	240	270	50	1.5	1.5	275 000	790 000	110 000	2 000	1 130
NA4848	10 000	**240**	265	300	60	2	2	400 000	1080 000	150 000	1 810	990
NA4852	10 600	**260**	285	320	60	2	2	415 000	1160 000	158 000	1 690	890
NA4856	15 300	**280**	305	350	69	2	2.5	510 000	1300 000	175 000	1 560	840
NA4860	21 800	**300**	330	380	80	2.1	2	7000 000	1770 000	235 000	1 440	730
NA4864	23 000	**320**	350	400	80	2.1	2	710 000	1850 000	242 000	1 360	680
NA4868	24 200	**340**	370	420	80	2.1	2	730 000	1940 000	249 000	1 290	640
NA4872	25 600	**360**	390	440	80	2.1	2	740 000	2020 000	255 000	1 230	600
NA4876	42 600	**380**	415	480	100	2.1	2	1130 000	2900 000	370 000	1 140	520

无挡边 Without retaining edge

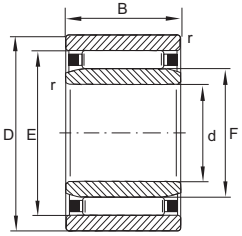

NAO

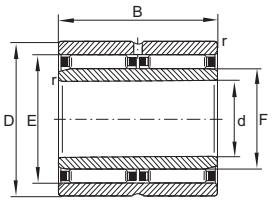

NAO..-ZW-ASR1

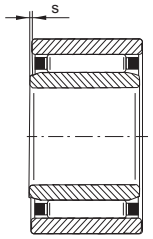

1) Axial displacement "s" 轴向位移

轴承型号 Bearing Designation	质量（克） Mass ≈ g	尺寸（毫米） Dimensions (mm) d	D	B	F	E	安装尺寸 Mounting dimensions r min.	s[1]	基本额定负荷 Basic load ratings dyn. C_r N 动态	stat. C_{or} N 静态	极限疲劳载荷 Fatigue limit load C_{ur} N	极限转速 Limiting speed n_G min^{-1}	参考转速 Reference speed n_B min^{-1}
NAO6X17X10-TV-IS1	14	**6**	17	10	10	13	0,3	0,5	5 300	5 500	930	29 000	28 000
NAO9X22X12-TV	23,5	**9**	22	12	12	18	0,3	0,5	11 300	9 900	1 740	25 000	21 000
NAO12X24X13	30	**12**	24	13	16	20	0,3	0,5	10 100	11 800	1 890	24 000	18 000
NAO12X28X12-IS1	40	**12**	28	12	16	22	0,3	0,5	13 000	12 500	2 210	22 000	17 000
NAO15X28X13	29	**15**	28	13	20	24	0,3	0,5	11 100	14 300	2 310	22 000	14 000
NAO15X32X12-IS1	50	**15**	32	12	20	26	0,3	0,5	15 100	16 200	2 850	21 000	13 000
NAO17X30X13	42	**17**	30	13	22	26	0,3	0,5	11 800	15 900	2 550	21 000	13 000
NAO17X35X16	78	**17**	35	16	22	29	0,3	0,5	22 600	25 500	4 200	19 000	12 000
NAO20X35X17	76	**20**	35	17	25	29	0,3	0,5	16 800	26 000	4 250	18 000	12 000
NAO20X37X16	82	**20**	37	16	25	32	0,3	0,5	23 800	28 000	4 650	17 000	11 000
NAO25X40X17	88	**25**	40	17	30	35	0,3	0,8	22 100	34 000	5 300	15 000	9 500
NAO25X42X16-IS1	86	**25**	42	16	30	37	0,3	0,8	26 000	33 500	5 500	15 000	9 000
NAO25X42X32-ZW-ASR1	190	**25**	43	32	30	37	0,3	0,8	45 000	67 000	11 100	15 000	9 000
NAO30X45X17	102	**30**	45	17	35	40	0,3	0,8	23 500	38 500	6 100	13 000	8 500
NAO30X45X26-ZW-ASR1	157	**30**	45	26	35	40	0,3	0,8	31 500	56 000	8 900	13 000	8 500
NAO30X47X16	109	**30**	47	16	35	42	0,3	0,8	27 500	37 500	6 200	13 000	8 000
NAO30X47X18	119	**30**	47	18	35	42	0,3	0,8	31 000	43 000	7 400	13 000	8 000
NAO35X50X17	113	**35**	50	17	40	45	0,3	0,8	24 200	41 500	6 700	12 000	7 500
NAX35X55X20	190	**35**	55	20	40	47	0,3	0,8	37 000	57 000	8 900	11 000	7 500
NAO40X55X17	127	**40**	55	17	45	50	0,3	0,8	25 500	46 000	7 100	10 000	7 000
NAO50X68X20-IS1	230	**50**	68	20	55	60	0,6	1	32 000	66 000	10 700	8 500	6 000
NAO70X100X30	850	**70**	100	30	80	88	1	1	80 000	176 000	31 000	6 000	3 900
NAO80X110X30	920	**80**	110	30	90	98	1	1	76 000	172 000	29 500	5 000	38 00
NAO90X120X30	1044	**90**	120	30	100	108	1	1	80 000	188 000	32 000	4 700	3 500

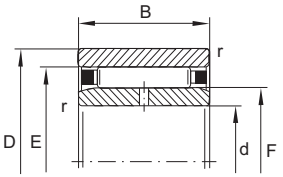

NAO..-IS1

带内圈滚针轴承 NEEDLE ROLLER BEARINGS WITH INNER RINGS

英制系列
INCH SERIES



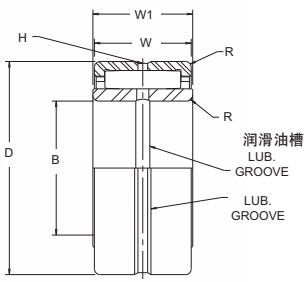

轴承型号 BRG. NO.	内圈型号 Inner ring	Dimensions 尺寸 B +.0000	TOL.	D +.0000	TOL.	W +.000 -.005	W1 +.000 -.005	H	R MAX.	SHAFT DIA. 轴径 转轴 ROTAT. SHAFT	公差 TOL. +.0000	固定轴 STAT. SHAFT	公差 TOL. +.0000	静载 STATIC LOAD RATING (LBS.)	动载 BASIC DYNAMIC RATING (LBS.)
MR-10-N	MI-6-N	.3750	-.0004	1.1250	-.0005	.750	.760	5/64	.025	.3755	-.0005	.3747	-.0005	4300	4320
MR-10-N	MI-7-N	.4375		1.1250		.750	.760	5/64	.025	.4380		.4372		4300	4320
MR-10	MI-6	.3750		1.1250		1.000	1.010	5/64	.025	.3755		.3747		6500	5930
MR-12-N	MI-8-N	.5000		1.2500		.750	.760	5/64	.040	.5005		.4997		5400	4990
MR-12-N	MI-9-N	.5625		1.2500		.750	.760	5/64	.040	.5630		.5623		5400	4990
MR-12	MI-8	.5000		1.2500		1.000	1.010	5/64	.040	.5005		.4997		8100	6830
MR-14-N	MI-10-N	.6250		1.3750		.750	.760	5/64	.040	.6255		.6247		6000	5280
MR-14-N	MI-11-N	.6875		1.3750		.750	.760	5/64	.040	.6880		.6872		6000	5280
MR-14	MI-10	.6250		1.3750		1.000	1.010	5/64	.040	.6255		.6247		9000	7240
MR-16-N	MI-12-N	.7500		1.5000		.750	.760	5/64	.040	.7505		.7497		7100	5840
MR-16-N	MI-13-N	.8125		1.5000		.750	.760	5/64	.040	.8129		.8121		7100	5840
MR-16	MI-12	.7500		1.5000		1.000	1.010	5/64	.040	.7505		.7497		10600	8000
MR-16	MI-13	.8125		1.5000		1.000	1.010	5/64	.040	.8129		.8121		10600	8000
MR-18-N	MI-14-N	.8750		1.6250		1.000	1.010	3/32	.040	.8754		.8746		12200	8720
MR-18-N	MI-15-N	.9375		1.6250		1.000	1.010	3/32	.040	.9379		.9371		12200	8720
MR-18	MI-14	.8750		1.6250		1.250	1.260	3/32	.040	.8754		.8746		16300	10900
MR-18	MI-15	.9375		1.6250		1.250	1.260	3/32	.040	.9379		.9371		16300	10900
MR-20-N	MI-16-N	1.0000		1.7500		1.000	1.010	3/32	.040	1.0004		.9996		13100	9020
MR-20	MI-16	1.0000		1.7500		1.250	1.260	3/32	.040	1.0004		.9996		17500	11300
MR-22-N	MI-18-N	1.1250	-.0005	1.8750		1.000	1.010	3/32	.040	1.1255		1.1246		14700	9640
MR-22	MI-17	1.0625		1.8750		1.250	1.260	3/32	.040	1.0630		1.0621		19700	12100
MR-22	MI-18	1.1250		1.8750		1.250	1.260	3/32	.040	1.1255		1.1246		19700	12100
MR-24-N	MI-20-N	1.2500		2.0625	-.0006	1.000	1.010	3/32	.060	1.2505		1.2496		15500	10300
MR-24	MI-19	1.1875		2.0625		1.250	1.260	3/32	.060	1.1880		1.1871		20800	13000
MR-24	MI-20	1.2500		2.0625		1.250	1.260	3/32	.060	1.2505		1.2496		20800	13000
MR-26-N	MI-21-N	1.3125		2.1875		1.000	1.010	3/32	.060	1.3130		1.3121		16400	10600
MR-26	MI-21	1.3125		2.1875		1.250	1.260	3/32	.060	1.3130		1.3121		22100	13300
MR-26	MI-22-4S	1.3750		2.1875		1.250	1.260	3/32	.060	1.3755		1.3746		22100	13300
MR-28-N	MI-24-N	1.5000		2.3125		1.000	1.010	3/32	.060	1.5005		1.4996		18100	11200
MR-28	MI-22	1.3750		2.3125		1.250	1.260	3/32	.060	1.3755		1.3746		24400	14100
MR-28	MI-23	1.4375		2.3125		1.250	1.260	3/32	.060	1.4380		1.4371		24400	14100
MR-28	MI-24	1.5000		2.3125		1.250	1.260	3/32	.060	1.5005		1.4996		24400	14400
MR-30	MI-25-4S	1.5625	-.0005	2.4375	-.0006	1.250	1.260	3/32	.060	1.5630	-.0005	1.5621	-.0005	25600	14400
MR-31	MI-26-2S	1.6250		2.5000		1.250	1.260	3/32	.060	1.6255		1.6246		22400	12400
MR-32-N	MI-26-N	1.6250		2.5625		1.000	1.010	3/32	.060	1.6255		1.6246		20700	12000
MR-32	MI-25	1.5625		2.5625		1.250	1.260	3/32	.060	1.5630		1.5621		27900	15200
MR-32	MI-26	1.6250		2.5625		1.250	1.260	3/32	.060	1.6255		1.6246		27900	15200
MR-32	MI-27	1.6875		2.5625		1.250	1.260	3/32	.060	1.6880		1.6871		27900	15200
MR-36-N	MI-28-N	1.7500		3.0000		1.500	1.510	1/8	.060	1.7505		1.7496		39100	22400
MR-36	MI-28	1.7500		3.0000		1.750	1.760	1/8	.060	1.7505		1.7496		47400	26000
MR-36	MI-30	1.8750		3.0000		1.750	1.760	1/8	.060	1.8755		1.8746		47400	26000

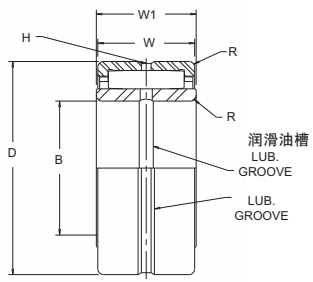

轴承型号 BRG. NO.	内圈型号 Inner ring	Dimensions 尺寸 B +.0000	TOL.	D +.0000	TOL.	W +.000 -.005	W1 +.000 -.005	H	R MAX.	SHAFT DIA. 轴径 转轴 ROTAT. SHAFT	公差 TOL. +.0000	固定轴 STAT. SHAFT	公差 TOL. +.0000	静载 STATIC LOAD RATING (LBS.)	动载 BASIC DYNAMIC RATING (LBS.)
MR-40-N	MI-32-N	2.0000	-.0005	3.2500	-.0006	1.500	1.510	1/8	.080	2.0005	-.0005	1.9996	-.0005	42900	23400
MR-40	MI-31	1.9375		3.2500		1.750	1.760	1/8	.080	1.9380		1.9371		52100	27200
MR-40	MI-32	2.0000		3.2500		1.750	1.760	1/8	.080	2.0005		1.9996		52100	27200
MR-40	MI-34	2.1250		3.2500		1.750	1.760	1/8	.080	2.1258		2.1247		52100	27200
MR-44-N	MI-36-N	2.2500	-.0006	3.5000	-.0008	1.500	1.510	1/8	.080	2.2508	-.0008	2.2497	-.0008	46700	24500
MR-44	MI-35	2.1875		3.5000		1.750	1.760	1/8	.080	2.1883		2.1872		56700	28400
MR-44	MI-36	2.2500		3.5000		1.750	1.760	1/8	.080	2.2508		2.2497		56700	28400
MR-48-N	MI-40-N	2.5000		3.7500		1.500	1.510	1/8	.080	2.5008		2.4997		52300	26100
MR-48	MI-38	2.3750		3.7500		1.750	1.760	1/8	.080	2.3758		2.3747		63400	30300
MR-48	MI-39	2.4375		3.7500		1.750	1.760	1/8	.080	2.4383		2.4372		63400	30300
MR-48	MI-40	2.5000		3.7500		1.750	1.760	1/8	.080	2.5008		2.4997		63400	30300
MR-52	MI-42	2.6250	-.0006	4.2500	-.0008	1.750	1.760	3/16	.080	2.6258	-.0008	2.6247	-.0008	64400	29900
MR-52	MI-44	2.7500		4.2500		1.750	1.760	3/16	.080	2.7508		2.7497		64400	29900
MR-56-N	MI-48-N	3.0000		4.5000		1.750	1.760	3/16	.080	3.0008		2.9997		71600	31300
MR-56	MI-46	2.8750		4.5000		2.000	2.010	3/16	.080	2.8758		2.8747		83500	35900
MR-56	MI-47	2.9375		4.5000		2.000	2.010	3/16	.080	2.9383		2.9372		83500	35900
MR-56	MI-48	3.0000		4.5000		2.000	2.010	3/16	.080	3.0008		2.9997		83500	35900
MR-60	MI-50	3.1250		4.7500		2.000	2.010	3/16	.100	3.1260		3.1246		87100	36500
MR-60	MI-52	3.2500		4.7500		2.000	2.010	3/16	.100	3.2510		3.2496		87100	36500
MR-64	MI-54	3.3750	-.0008	5.0000	-.0010	2.000	2.010	3/16	.100	3.3758	-.0010	3.3746	-.0010	93800	38000
MR-64	MI-56	3.5000		5.0000		2.000	2.010	3/16	.100	3.5008		3.4996		93800	38000
MR-68	MI-58	3.6250		5.2500		2.000	2.010	3/16	.100	3.6258		3.6246		101000	39500
MR-68	MI-60	3.7500		5.2500		2.000	2.010	3/16	.100	3.7508		3.7496		101000	39500
MR-72	MI-62	3.8750		6.0000		2.250	2.260	3/16	.100	3.8758		3.8746		130000	60300
MR-80	MI-64	4.0000		6.5000		2.250	2.260	3/16	.100	4.0008		3.9996		148000	64600
MR-80	MI-68	4.2500		6.5000		2.250	2.260	3/16	.100	4.2508		4.2496		148000	64600
MR-88-N	MI-72-N	4.5000		7.0000		2.500	2.515	3/16	.100	4.5008		4.4996		169800	70200
MR-88	MI-72	4.5000		7.0000		3.000	3.015	3/16	.100	4.5008		4.4996		220000	85700
MR-96-N	MI-80-N	5.0000	-.0010	7.5000	-.0012	2.500	2.515	1/4	.120	5.0010	-.0012	4.9995	-.0012	177000	71000
MR-96	MI-80	5.0000		7.5000		3.000	3.015	1/4	.120	5.0010		4.9995		228000	86600
MR-104-N	MI-88-N	5.5000		8.0000		2.500	2.515	1/4	.120	5.5010		5.4995		183000	71700
MR-104	MI-88	5.5000		8.0000		3.000	3.015	1/4	.120	5.5010		5.4995		237000	87500
MR-116	MI-96	6.0000		9.1250		3.000	3.015	1/4	.120	6.0012		5.9995		234000	95200
MR-124	MI-104	6.5000		9.6250		3.000	3.015	1/4	.120	6.5012		6.4995		252000	99100
MR-132	MI-112	7.0000		10.1250		3.000	3.015	1/4	.120	7.0012	-.0012	6.9995	-.0012	270000	103000
MR-140	MI-120	7.5000	-.0012	10.6250	-.0014	3.000	3.015	1/4	.160	7.5010		7.4995		280000	104000
MR-148	MI-128	8.0000		11.1250		3.000	3.015	1/4	.160	8.0010		7.9995		292000	108000

单面或双面密封
Single or double sealed

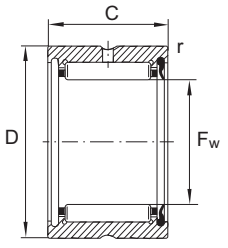

NA49..-RS

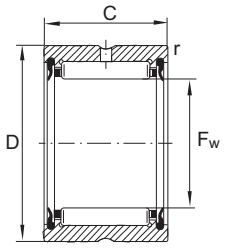

RNA49..-2RS

轴承型号 Bearing Designation		质量（克） Mass	尺寸（毫米） Dimensions						基本额定负荷 Basic load ratings		极限疲劳载荷 Fatigue limit load	极限转速 Limiting speed
			d	F	D	C	B	r	dyn.	stat.		
		≈ g						min.	C_r 动态 N	C_{or} 静态 N	C_{ur} N	n_G grease min^{-1}
NA4900-RS	**NA4900-2RS**	24.5	**10**	14	22	13	14	0.3	7 700	6 900	1 360	13 000
NA4901-RS	**NA4901-2RS**	27.5	**12**	16	24	13	14	0.3	8 600	8 300	1 630	12 000
NA4902-RS	**NA4902-2RS**	37	**15**	20	28	13	14	0.3	9 700	10 300	2 040	10 000
NA4903-RS	**NA4903-2RS**	40	**17**	22	30	13	14	0.3	10 000	11 000	2 180	9 000
NA4904-RS	**NA4904-2RS**	80	**20**	25	37	17	18	0.3	19 500	19 900	3 750	7 500
NA4905-RS	**NA4905-2RS**	89.5	**25**	30	42	17	18	0.3	21 800	24 200	4 550	6 500
NA4906-RS	**NA4906-2RS**	104	**30**	35	47	17	18	0.3	23 900	28 500	5 400	5 500
NA4907-RS	**NA4907-2RS**	175	**35**	42	55	20	21	0.6	29 500	39 500	7 200	4 800
NA4908-RS	**NA4908-2RS**	252	**40**	48	62	22	23	0.6	41 000	53 000	8 800	4 200
NA4909-RS	**NA4909-2RS**	290	**45**	52	68	22	23	0.6	43 000	59 000	9 700	3 900
NA4910-RS	**NA4910-2RS**	295	**50**	58	72	22	23	0.6	45 000	64 000	10 600	3 500



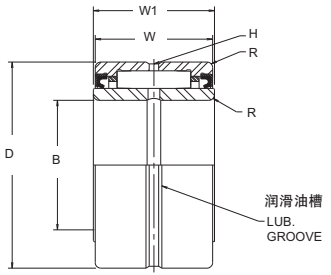

轴承型号 BRG. NO.	内圈型号 Inner ring	Dimensions 尺寸 B +.0000	TOL.	D +.0000	TOL.	W +.000 -.005	W1 +.000 -.005	H	R MAX.	SHAFT DIA. 轴径 转轴 ROTAT. SHAFT	公差 TOL. +.0000	固定轴 STAT. SHAFT	公差 TOL. +.0000	静载 STATIC LOAD RATING (LBS.)	动载 BASIC DYNAMIC RATING (LBS.)
MR-10-SS	**MI-6**	.3750		1.1250		1.000	1.010	5/64	.025	.3755		.3747		4300	4320
MR-12-SS	**MI-8**	.5000	-.0004	1.2500		1.000	1.010	5/64	.040	.5005		.4997		5400	4990
MR-14-SS	**MI-10**	.6250		1.3750		1.000	1.010	5/64	.040	.6255		.6247		6000	5280
MR-16-SS	**MI-12** **MI-13**	.7500 .8125		1.5000 1.5000		1.000 1.000	1.010 1.010	5/64	.040	.7505 .8129		.7497 .8121		7100 7100	5840 5840
MR-18-SS	**MI-14** **MI-15**	.8750 .9375		1.6250 1.6250	-.0005	1.250 1.250	1.260 1.260	3/32	.040	.8754 .9379		.8746 .9371		12200 12200	8720 8720
MR-20-SS	**MI-16**	1.0000		1.7500		1.250	1.260	3/32	.040	1.0004		.9996		13100	9020
MR-22-SS	**MI-17** **MI-18**	1.0625 1.1250		1.8750 1.8750		1.250 1.250	1.260 1.260	3/32	.040	1.0630 1.1255		1.0621 1.1246		14700 14700	9640 9640
MR-24-SS	**MI-19** **MI-20**	1.1875 1.2500		2.0625 2.0625		1.250 1.250	1.260 1.260	3/32	.060	1.1880 1.2505	-.0005	1.1871 1.2496	-.0005	15500 15500	10300 10300
MR-26-SS	**MI-21** **MI-22-4S**	1.3125 1.3750		2.1875 2.1875		1.250 1.250	1.260 1.260	3/32	.060	1.3130 1.3755		1.3121 1.3746		16400 16400	10600 10600
MR-28-SS	**MI-22** **MI-23** **MI-24**	1.3750 1.4375 1.5000	-.0005	2.3125 2.3125 2.3125		1.250 1.250 1.250	1.260 1.260 1.260	3/32	.060	1.3755 1.4380 1.5005		1.3746 1.4371 1.4996		18100 18100 18100	11200 11200 11200
MR-30-SS	**MI-25-4S**	1.5625		2.4375	-.0006	1.250	1.260	3/32	.060	1.5630		1.5621		19000	11400
MR-32-SS	**MI-25** **MI-26** **MI-27**	1.5625 1.6250 1.6875		2.5625 2.5625 2.5625		1.250 1.250 1.250	1.260 1.260 1.260	3/32	.060	1.5630 1.6255 1.6880		1.5621 1.6246 1.6871		20700 20700 20700	12000 12000 12000
MR-36-SS	**MI-28** **MI-30**	1.7500 1.8750		3.0000 3.0000		1.750 1.750	1.760 1.760	1/8	.060	1.7505 1.8755		1.7496		39100 39100	22400 22400
MR-40-SS	**MI-31** **MI-32**	1.9375 2.0000		3.2500 3.2500		1.750 1.750	1.760 1.760	1/8	.080	1.9380 2.0005		1.9371 1.9996		42900 42900	23400 23400
	MI-34	2.1250		3.2500		1.750	1.760			2.1258		2.1247		42900	23400
MR-44-SS	**MI-35** **MI-36**	2.1875 2.2500		3.5000 3.5000		1.750 1.750	1.760 1.760	1/8	.080	2.1883 2.2508		2.1872 2.2497		46700 46700	24500 24500
MR-48-SS	**MI-38** **MI-39** **MI-40**	2.3750 2.4375 2.5000		3.7500 3.7500 3.7500		1.750 1.750 1.750	1.760 1.760 1.760	1/8	.080	2.3758 2.4383 2.5008	-.0008	2.3747 2.4372 2.4997	-.0008	52300 52300 52300	26100 26100 26100
MR-52-SS	**MI-42** **MI-44**	2.6250 2.7500	-.0006	4.2500 4.2500	-.0008	1.750 1.750	1.760 1.760	3/16	.080	2.6258 2.7508		2.6247 2.7497		54300 54300	25100 25100
MR-56-SS	**MI-46** **MI-47** **MI-48**	2.8750 2.9375 3.0000		4.5000 4.5000 4.5000		2.000 2.000 2.000	2.010 2.010 2.010	3/16	.080	2.8758 2.9383 3.0008		2.8747 2.9372 2.9997		71600 71600 71600	31300 31300 31300
MR-60-SS	**MI-50** **MI-52**	3.1250 3.2500		4.7500 4.7500		2.000 2.000	2.010 2.010	3/16	.100	3.1260 3.2510	-.0010	3.1246 3.2496	-.0010	74700 74700	31600 31600
MR-64-SS	**MI-54** **MI-56**	3.3750 3.5000	-.0008	5.0000 5.0000	-.0010	2.000 2.000	2.010 2.010	3/16	.100	3.3758 3.5008		3.3746 3.4996		80400 80400	32800 32800
MR-68-SS	**MI-58** **MI-60**	3.6250 3.7500		5.2500 5.2500		2.000 2.000	2.010 2.010	3/16	.100	3.6258 3.7508		3.6246 3.7496		86200 86200	34000 34000





组合滚针轴承

NJSKT 组合滚针轴承由向心滚针轴承和推力轴承部件组成的单元，其结构紧凑体积小，旋转精度高，可在承受高径向载荷的同时承受一定的轴向载荷。广泛用于机床、冶金机械、纺织机械和印刷机械等各种机械设备。

NJSKT combined needle roller bearings are units comprising radial needle roller bearings with thrust bearings. With compact structure and small size and high rotating accuracy capable of supporting axial loads while holding very high radial loads. It is widely used in machine toll, metallurgical, textile and printing machinery.

结 构 Structure

NKIA	向心滚针轴承与单向角接触球的组合，用于轴向轻负荷	Radial needle bearing and single direction angular contact ball bearing's combination,used for axial light load
NKIB	向心滚针轴承与双向角接触球的组合，用于轴向轻负荷	Radial needle bearing and double direction angular contact ball bearing's combination,used for axial light load
NX NX...Z	向心滚针轴承与满装推力球轴承的组合，带固定罩壳，用于中等轴向负荷	Radial needle bearing and full complement thrust ball bearings'scombination,with fixed cap,used for medium axial load
NKX NKX...Z	向心滚针轴承与推力球轴承的组合，带或不带固定罩壳，用于轴向重负荷	Radial needle bearing and thrust ball bearing's combination, with or without fixed cap, used for heavy axial load
NKXR NKXR...Z	向心滚针轴承与推力圆柱滚子轴承的组合，带或不带固定罩壳，用于轴向极重负荷	Radial needle bearing and thrust cylindrical roller bearing's combination, with or without fixed cap, used for very heavy axial load
RAX700	穿孔型冲压外圈滚针轴承与推力滚针轴承的组合	Open end drawn cup needle bearing and thrust needle bearing's combination
RAXF700	封口型冲压外圈滚针轴承与推力滚针轴承的组合	Close end drawn cup needle bearing and thrust needle bearing's combination
RAX400	向心滚针轴承与推力滚针轴承的组合	Radial needle bearing and thrust needle bearing's combination
RAX500	向心滚针轴承与推力圆柱滚子轴承的组合	Radial needle bearing and thrust cylindrical roller bearing's combination
RAXPZ400	向心滚针轴承与推力滚针轴承的组合，带固定罩壳	Radial needle bearing and thrust needle bearing's combination with fixed cap
RAXZ500	向心滚针轴承与推力圆柱滚子轴承的组合，带固定罩壳	Radial needle bearing and thrust cylindrical roller bearing's combination with fixed cap

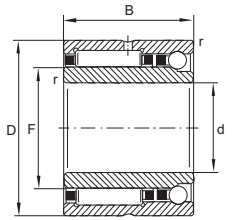

NKIA
Single direction 单向

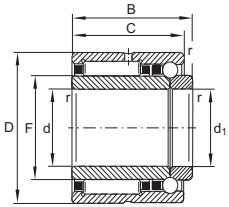

NKIB
Double direction 双向

轴承型号 Bearing Designation	质量（克） Mass ≈ g	尺寸（毫米） Dimensions (mm) d	F	D	B	C	r min.	基本额定负荷 Basic load ratings radial 径向 dyn. C_r 动态 N	stat. C_{or} 静态 N	axial 轴向 dyn. C_a N	stat. C_{oa} N	极限疲劳载荷 Fatigue limit load C_{ur} N	C_{ua} N	极限转速 Limiting speed n_G min^{-1}	参考转速 Reference speed n_B min^{-1}
NKIA5901	40	**12**	16	24	16	-	0.3	10600	10900	2700	3450	1940	152	23600	21000
NKIB5901	43	**12**	16	24	17.5	16	0.3	10600	10900	2700	3450	1940	152	23600	21000
NKIA5902	50	**15**	20	28	18	-	0.3	12000	13600	2900	4200	2430	186	21600	17000
NKIB5902	52	**15**	20	28	20	18	0.3	12000	13600	2900	4200	2430	186	21600	17000
NKIA5903	56	**17**	22	30	18	-	0.3	12400	14600	3150	4900	2600	216	20600	15000
NKIB5903	58	**17**	22	30	20	18	0.3	12400	14600	3150	4900	2600	216	20600	15000
NKIA5904	103	**20**	25	37	23	-	0.3	23700	25500	4900	7400	4600	330	17200	14000
NKIB5904	107	**20**	25	37	25	23	0.3	23700	25500	4900	7400	4600	330	17200	14000
NKIA59/22	118	**22**	28	39	23	-	0.3	26 000	29500	5300	8600	5300	380	16100	12000
NKIB59/22	122	**22**	28	39	25	23	0.3	26000	29500	5300	8600	5300	380	16100	12000
NKIA5905	130	**25**	30	42	23	-	0.3	26500	31500	5400	9300	5700	410	14600	12000
NKIB5905	134	**25**	30	42	25	23	0.3	26500	31500	5400	9300	5700	410	14600	12000
NKIA5906	147	**30**	35	47	23	-	0.3	28500	35500	5900	11200	6400	495	12700	10000
NKIB5906	151	**30**	35	47	25	23	0.3	28500	35500	5900	11200	6400	495	12700	10000
NKIA5907	243	**35**	42	55	27	-	0.6	35500	50000	7400	14900	9400	660	10900	9000
NKIB5907	247	**35**	42	55	30	27	0.6	3500	50000	7400	14900	9400	660	10900	9000
NKIA5908	315	**40**	48	62	30	-	0.6	48500	67000	9200	19400	11500	860	9600	7500
NKIB5908	320	**40**	48	62	34	30	0.6	48500	67000	9200	19400	11500	860	9600	7500
NKIA5909	375	**45**	52	68	30	-	0.6	51000	73000	9600	21400	12600	950	8700	7000
NKIB5909	380	**45**	52	68	34	30	0.6	51000	73000	9600	21400	12600	950	8700	7000
NKIA5910	380	**50**	58	72	30	-	0.6	53000	80000	10100	24300	13800	1080	8000	6500
NKIB5910	385	**50**	58	72	34	30	0.6	53000	80000	10100	24300	13800	1080	8000	6500
NKIA5911	550	**55**	63	80	34	-	1	65000	100000	12100	29500	17300	1300	7300	6000
NKIB5911	555	**55**	63	80	38	34	1	65000	100000	12100	29500	17300	1300	7300	6000
NKIA5912	590	**60**	68	85	34	-	1	68000	108000	12400	32000	18800	1510	6800	5500
NKIB5912	595	**60**	68	85	38	34	1	68000	108000	12400	32000	18800	1510	6800	5500
NKIA5913	635	**65**	72	90	34	-	1	69000	112000	12800	34000	19500	1410	6300	5500
NKIB5913	640	**65**	72	90	38	34	1	69000	112000	12800	34000	19500	1410	6300	5500
NKIA5914	980	**70**	80	100	40	-	1	95000	156000	16800	44500	27500	1970	5800	4900
NKIB5914	985	**70**	80	100	45	40	1	95000	156000	16800	44500	27500	1970	5800	4900

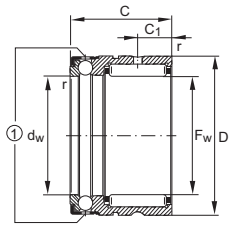

NX
① Oil lubrication holes 润滑油孔

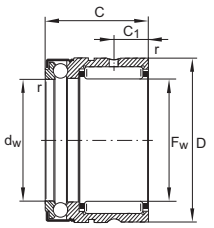

NX..-Z

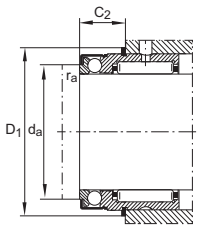

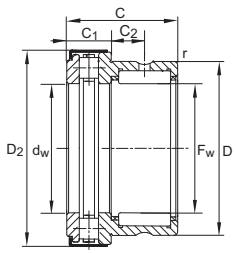

NKXR...Z

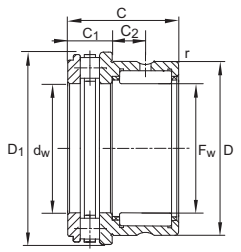

NKXR

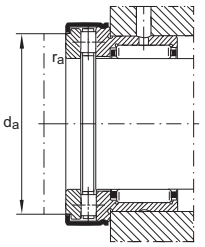

轴承型号 Bearing Designation			尺寸(毫米) Dimensions (mm)						安装尺寸 Mounting dimensions			
For oil lubrication 油润滑	For grease lubrication 脂润滑	质量(克) Mass ≈ g	F_W	D	C	C_1	d_W	r min.	C_2	D_1	d_a	r_a min.
NX7-TV	**NX7-Z-TV**	14	**7**	14	18	4.7	7	0.3	10	16.5	9.6	0.3
NX10	**NX10-Z**	25	**10**	19	18	4.7	10	0.3	10	21.9	14.6	0.3
NX12	**NX12-Z**	28	**12**	21	18	4.7	12	0.3	10	23.7	16.6	0.3
NX15	**NX15-Z**	48	**15**	24	28	8	15	0.3	12.2	26.5	19	0.3
NX17	**NX17-Z**	53	**17**	26	28	8	17	0.3	12.2	28.5	21	0.3
NX20	**NX20-Z**	68	**20**	30	28	8	20	0.3	12.2	33.6	25	0.3
NX25	**NX25-Z**	115	**25**	37	30	8	25	0.3	14.2	40.4	31.6	0.3
NX30	**NX30-Z**	130	**30**	42	30	10	30	0.3	14.2	45.1	36.5	0.3
NX35	**NX35-Z**	160	**35**	47	30	10	35	0.3	14.2	50.1	40.5	0.3

基本额定负荷 Basic load ratings				极限疲劳载荷 Fatigue limit load		极限转速 Limiting speed n_G	推荐内圈型号 Recommended inner rings Designation	匹配卡簧 Suitable snap rings
radial 径向		axial 轴向		C_{ur}	C_{ua}			
dyn. C_r 动态 N	stat. C_{or} 静态 N	dyn. C_a N	stat. C_{oa} N	N	N	min^{-1}		
3250	2650	3150	4300	410	190	15000	-	**WR14,SW14**
6000	3700	4600	7200	720	320	11000	**IR6X10X10-IS1**	**WR19,SW19**
5400	4300	4850	8200	830	365	9500	**IR8X12X10-IS1**	**WR21,SW21**
12100	12700	5600	10400	2320	460	8000	**IR12X15X16**	**WR24,SW24**
13500	15000	5800	11500	2750	510	7500	**IR14X17X17**	**WR26,SW26**
14600	17500	7000	14700	3200	650	6500	**IR17X20X16**	**WR30,SW30**
16800	22400	11100	24300	4250	1080	4900	**IR20X25X16-IS1**	**WR37,SW37**
25500	36000	11700	28000	6300	1230	4300	**IR25X30X20**	**WR42,SW42**
27500	41500	12400	32500	7300	1440	3700	**IR30X35X20**	**WR47,SW47**

轴承型号 Bearing Designation	轴承型号 Bearing Designation DIN 5492	质量(克) Mass ≈ g	轴承型号 Bearing Designation	轴承型号 Bearing Designation DIN 5492	质量(克) Mass ≈ g	尺寸(毫米) Dimensions (mm)					
						F_W	D	D_1 max.	D_2 max.	C -0.25	C_1 -0.2
NKXR15	NAXR15	42	**NKXR15-Z**	NAXR15Z	45	15	24	28.1	29.2	23	9
NKXR17	NAXR17	50	**NKXR17-Z**	NAXR17Z	53	17	26	30.1	31.2	25	9
NKXR20	NAXR20	80	**NKXR20-Z**	NAXR20Z	84	20	30	35.1	36.2	30	10
NKXR25	NAXR25	120	**NKXR25-Z**	NAXR25Z	125	25	37	42.1	43.2	30	11
NKXR30	NAXR30	135	**NKXR30-Z**	NAXR30Z	141	30	42	47.1	48.2	30	11
NKXR35	NAXR35	157	**NKXR35-X**	NAXR35Z	165	35	47	52.1	53.2	30	12
NKXR40	NAXR40	204	**NKXR40-Z**	NAXR40Z	214	40	52	60.1	61.2	32	13
NKXR45	NAXR45	244	**NKXR45-Z**	NAXR45Z	260	45	58	65.2	66.5	32	14
NKXR50	NAXR50	268	**NKXR50-Z**	NAXR50Z	288	50	62	70.2	71.5	35	14

			安装尺寸 Mounting dimensions		基本额定负荷 Basic load ratings				极限疲劳载荷 Fatigue limit load		极限转速 Limiting speed n_G	参考转速 Reference speed n_B	推荐内圈型号 Recommended inner rings Designation
					radial 径向		axial 轴向		C_{ur}	C_{ua}			
C_2	d_W E8	r min.	d_a	r_a max.	dyn. C_r 动态 N	stat. C_{or} 静态 N	dyn. C_a N	stat. C_{oa} N	N	N	min^{-1}	min^{-1}	
6.5	15	0.3	23.7	0.3	12100	12700	14400	28500	2320	4000	9200	6500	**IR12X15X16**
8	17	0.3	25.7	0.3	13500	15000	15900	33500	2750	4650	8400	5500	**IR14X17X17**
10.5	20	0.3	30.7	0.3	18600	23800	24900	53000	4150	7300	7200	4200	**IR17X20X20**
9.5	25	0.6	37.7	0.6	21300	30500	33500	76000	5300	7100	5800	3400	**IR20X25X20**
9.5	30	0.6	42.7	0.6	25500	36000	35500	86000	6300	8000	5000	2900	**IR25X30X20**
9	35	0.6	47.7	0.6	27500	41500	39000	101000	7300	9500	4400	2500	**IR30X35X20**
10	40	0.6	55.7	0.6	29500	47000	56000	148000	8300	14500	3900	2000	**IR35X40X20**
9	45	0.6	60.6	0.6	31000	53000	59000	163000	9300	16000	3500	1900	**IR40X45X20**
10	50	0.6	65.5	0.6	43000	74000	61000	177000	12700	17400	3200	1700	**IR45X50X25**

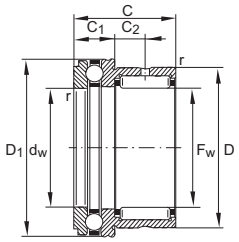

NKX

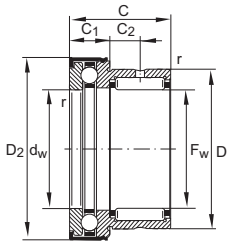

NKX..-Z

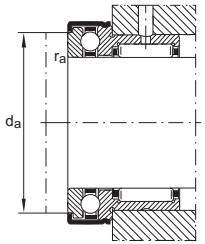

轴承型号 Bearing Designation	轴承型号 Bearing Designation DIN 5492	质量（克） Mass ≈ g	轴承型号 Bearing Designation	轴承型号 Bearing Designation DIN 5492	质量（克） Mass ≈ g	尺寸（毫米） Dimensions (mm)					
						F_W	D	D_1 max.	D_2 max.	C -0.25	C_1 -0.2
NKX10-TV	NAXK10TV	34	**NKX10-Z-TV**	NAXK10ZTN	36	10	19	24.1	25.2	23	9
NKX12	NAXK12	38	**NKX12-Z**	NAXK12Z	40	12	21	26.1	27.2	23	9
NKX15	NAXK15	44	**NKX15-Z**	NAXK15Z	47	15	24	28.1	29.2	23	9
NKX17	NAXK17	53	**NKX17-Z**	NAXK17Z	55	17	26	30.1	31.2	25	9
NKX20	NAXK20	83	**NKX20-Z**	NAXK20Z	90	20	30	35.1	36.2	30	10
NKX25	NAXK25	125	**NKX25-Z**	NAXK25Z	132	25	37	42.1	43.2	30	11
NKX30	NAXK30	141	**NKX30-Z**	NAXK30Z	148	30	42	47.1	48.2	30	11
NKX35	NAXK35	163	**NKX35-Z**	NAXK35Z	168	35	47	52.1	53.2	30	12
NKX40	NAXK40	200	**NKX40-Z**	NAXK40Z	208	40	52	60.1	61.2	32	13
NKX45	NAXK45	252	**NKX45-Z**	NAXK45Z	265	45	58	65.2	66.5	32	14
NKX50	NAXK50	280	**NKX50-Z**	NAXK50Z	300	50	62	70.2	71.5	35	14
NKX60	NAXK60	360	**NKX60-Z**	NAXK60Z	380	60	72	85.2	86.5	40	17
NKX70	NAXK70	500	**NKX70-Z**	NAXK70Z	520	70	85	95.2	96.5	40	18

			安装尺寸 Mounting dimensions		基本额定负荷 Basic load ratings				极限疲劳载荷 Fatigue limit load		极限转速 Limiting speed	推荐内圈型号 Recommended inner rings Designation
					radial 径向		axial 轴向					
C_2	d_W E8	r min.	d_a	r_a max.	dyn. C_r 动态 N	stat. C_{or} 静态 N	dyn. C_a N	stat. C_{oa} N	C_{ur} N	C_{ua} N	n_G min^{-1}	
6,5	10	0.3	19.7	0.3	7000	7800	10000	14000	1310	670	12400	**IR7X10X16**
6,5	12	0.3	21.7	0.3	10100	11000	10300	15400	1920	740	10900	**IR9X12X16**
6,5	15	0.3	23.7	0.3	12100	12700	10500	16800	2320	810	9200	**IR12X15X16**
8	17	0.3	25.7	0.3	13500	15000	10800	18200	2750	870	8400	**IR14X17X17**
10,5	20	0.3	30.7	0.3	18600	23800	14300	24700	4150	1190	7200	**IR17X20X20**
9,5	25	0.6	37.7	0.6	21300	30500	19600	37500	5300	1790	5800	**IR20X25X20**
9,9	30	0.6	42.7	0.6	25500	3600	20400	42000	6300	2030	5000	**IR25X30X20**
9	35	0.6	47.7	0.6	27500	41500	21200	47000	7300	2270	4400	**IR30X35X20**
10	40	0.6	55.7	0.6	29500	47000	27000	63000	8300	3000	3900	**IR35X40X20**
9	45	0.6	60.5	0.6	31000	53000	28000	69000	9300	3350	3500	**IR40X45X20**
10	50	0.6	65.5	0.6	43000	74000	29000	75000	12700	3650	3200	**IR45X50X25**
12	60	1	80.5	1	47500	90000	41500	113000	15400	5400	2750	**IR50X60X25**
11	70	1	90.5	1	50000	92000	43000	127000	15700	6100	2320	**IR60X70X25**

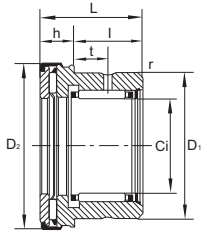

RAXPZ 400

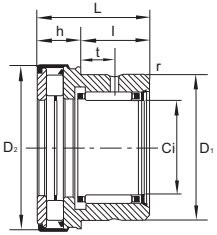

RAXPZ 500

轴径 Shaft Diameter	轴承型号 Bearing Designation		外形尺寸 Boundary Dimensions								基本额定负荷 Basic Load Rating				极限转速 Limiting Speed	重量 Mass
	RAX400 系列	RAX500 系列	Ci	D_1	D_2 max	l	h	L	t	r min	径向 Radial 动 Dyn. Cr	径向 Radial 静 Stat. Cor	轴向 Axial 动 Dyn. Ca	轴向 Axial 静 Stat. Coa		
mm			mm								N				rpm	g
10	RAXPZ410	-	10	19	22.4	14	7	21	6	0.35	4 800	5 700	4 000	9 800	15 500	29
	-	RAXZ510	10	19	22.4	14	7.5	21.5	6	0.35	4 800	5 700	6 500	14 300	15 500	31
12	RAXPZ412	-	12	21	26.4	14	7	21	6	0.35	5 200	6 700	5 600	14 800	13 000	38
	-	RAXZ512	12	21	26.4	14	8	22	6	0.35	5 200	6 700	10 100	23 600	13 000	39
15	RAXPZ415	-	15	24	26.4	14	7	21	6	0.35	7 500	9 300	6 000	16 600	11 500	40
	-	RAXZ515	15	24	28.4	14	8	22	6	0.35	7 500	9 300	11 200	27 200	11 500	44
17	RAXPZ417	-	17	26	30.4	16	7	23	8	0.65	9 400	13 000	6 400	18 400	10 500	48
	-	RAXZ517	17	26	30.4	16	8	24	8	0.65	9 400	13 000	12 000	31 200	10 500	53
20	RAXPZ420	-	20	30	35.4	18	9	27	9	0.85	11 700	18 200	19 400	31 200	9 000	79
	-	RAXZ520	20	30	35.4	18	11	29	9	0.85	11 700	18 200	17 600	43 200	9 000	86
25	RAXPZ425	-	25	37	43	18	9	27	9	0.85	12 800	22 000	10 600	39 200	7 500	118
	-	RAXZ525	25	37	43	18	11	29	9	0.85	12 800	22 000	20 400	63 000	7 500	131
30	RAXPZ430	-	30	42	48	18	9	27	9	0.85	16 400	27 200	11 600	45 600	6 500	133
	-	RAXZ530	30	42	48	18	11	29	9	0.85	16 400	27 200	21 200	61 600	6 500	147
35	RAXPZ435	-	35	47	54	18	9	27	9	0.85	17 600	31 600	15 100	67 200	5 500	157
	-	RAXZ535	35	47	54	18	12	30	9	0.85	17 600	31 600	27 000	75 200	5 500	181
40	RAXPZ440	-	40	52	61	18	9	27	9	0.85	19 000	36 000	16 300	76 800	5 000	184
	-	RAXZ540	40	52	61	18	13	31	9	0.85	19 000	36 000	36 800	103 200	5 000	218
45	RAXPZ445	-	45	58	66	18	9	27	9	0.85	20 200	40 800	17 400	87 200	4 500	216
	-	RAXZ545	45	58	66	18	13	31	9	0.85	20 200	40 800	39 200	114 400	4 500	255
50	RAXPZ450	-	50	62	71	21	9	30	11	1.3	22 600	48 600	18 000	94 400	4 000	245
	-	RAXZ550	50	62	71	21	13	34	11	1.3	22 600	48 600	40 800	125 600	4 000	287
60	RAXPZ460	-	60	72	86	21	11	32	11	1.3	24 800	57 600	25 200	154 400	3 500	365
	-	RAXZ560	60	72	86	21	15	36	11	1.3	24 800	57 600	56 800	204 000	3 500	423
70	RAXPZ470	-	70	85	96	21	11	32	11	1.3	30 000	68 800	27 600	178 400	3 000	479
	-	RAXZ570	70	85	96	21	15	36	11	1.3	30 000	68 800	61 600	236 000	3 000	545

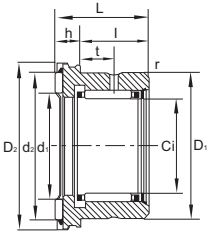

RAX 400

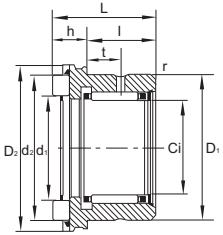

RAX 500

轴径 Shaft Diameter	轴承型号 Bearing Designation		外形尺寸 Boundary Dimensions										基本额定负荷 Basic Load Rating				极限转速 Limiting Speed	重量 Mass
	RAX400 系列	RAX500 系列	Ci	D_1	D_2 max	l	h	L	t	r min	d_1	d_2	径向 Radial 动 Dyn. Cr	径向 Radial 静 Stat. Cor	轴向 Axial 动 Dyn. Ca	轴向 Axial 静 Stat. Coa		
mm			mm										N				rpm	g
10	RAX410	-	10	19	22	14	5	19	6	0.35	12	18.6	4 800	5 700	4 000	9 800	15 500	25
	-	RAX510	10	19	22	14	5.5	19.5	6	0.35	12.2	18.5	4 800	5 700	6 500	14 300	15 500	26
12	RAX412	-	12	21	26	14	5	19	6	0.35	15	22.6	5 200	6 700	5 600	14 800	13 000	32
	-	RAX512	12	21	26	14	6	20	6	0.35	14.8	22.9	5 200	6 700	10 100	23 600	13 000	33
15	RAX415	-	15	24	28	14	5	19	6	0.35	17	24.6	7 500	9 300	6 000	16 600	11 500	34
	-	RAX515	15	24	28	14	6	20	6	0.35	16.8	24.9	7 500	9 300	11 200	27 200	11 500	36
17	RAX417	-	17	26	30	16	5	21	8	0.65	19	26.6	9 400	13 000	6 400	18 400	10 500	41
	-	RAX517	17	26	30	16	6	22	8	0.65	18.8	26.9	9 400	13 000	12 000	31 200	10 500	44
20	RAX420	-	20	30	35	18	6	24	9	0.85	22	31.6	11 700	18 200	19 400	31 200	9 000	66
	-	RAX520	20	30	35	18	8	26	9	0.85	22	31.6	11 700	18 200	17 600	43 200	9 000	70
25	RAX425	-	25	37	42	18	6	24	9	0.85	27.7	37.4	12 800	22 000	10 600	39 200	7 500	99
	-	RAX525	25	37	42	18	8	26	9	0.85	27.7	37.4	12 800	22 000	20 400	63 000	7 500	105
30	RAX430	-	30	42	47	18	6	24	9	0.85	32.7	42.4	16 400	27 200	11 600	45 600	6 500	111
	-	RAX530	30	42	47	18	8	26	9	0.85	32.7	42.3	16 400	27 200	21 200	61 600	6 500	118
35	RAX435	-	35	47	53	18	6	24	9	0.85	37.2	49	17 600	31 600	15 100	67 200	5 500	130
	-	RAX535	35	47	53	18	9	27	9	0.85	37.8	47.8	17 600	31 600	27 000	75 200	5 500	146
40	RAX440	-	40	52	60	18	6	24	9	0.85	43	54.9	19 000	36 000	16 300	76 800	5 000	150
	-	RAX540	40	52	60.4	18	10	38	9	0.85	42.8	54.8	19 000	36 000	36 800	103 200	5 000	174
45	RAX445	-	45	58	65	18	6	24	9	0.85	48	59.9	20 200	40 800	17 400	87 200	4 500	179
	-	RAX545	45	58	65.4	18	10	28	9	0.85	47.8	59.8	20 200	40 800	39 200	114 400	4 500	206
50	RAX450	-	50	62	70	21	6	27	11	1.3	53.3	65.7	22 600	48 600	18 000	94 400	4 000	205
	-	RAX550	50	62	70.4	21	10	31	11	1.3	52.8	64.8	22 600	48 600	40 800	125 600	4 000	232
60	RAX460	-	60	72	85	21	7	28	11	1.3	63.7	79.2	24 800	57 600	25 200	154 400	3 500	282
	-	RAX560	60	72	85.4	21	11	32	11	1.3	63.5	79.5	24 800	57 600	56 800	204 000	3 500	327
70	RAX470	-	70	85	95	21	7	28	11	1.3	75.5	89.2	30 000	68 800	27 600	178 400	3 000	386
	-	RAX570	70	85	95.4	21	11	32	11	1.3	75.5	89.5	30 000	68 800	61 600	236 000	3 000	435



内 圈

NJSKT 生产的IR系列由轴承钢精密加工而成。在使用NJSKT滚针轴承时选用NJSKT生产的内圈可使轴 承在装配后达到正常和工作游隙。

NJSKTInner rings are made from hardened bearing steel and have precision machined or ground racewaysTo choose N J S K T inner rings while using N J S K T needle roller bearings will enable the bearing to keep a normal operational tolerance.

带油孔

With lubrication hole

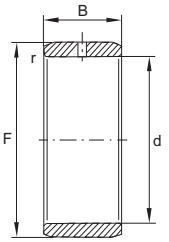

IR..-IS1

轴承型号 Bearing Designation	质量（克） Mass ≈ g	尺寸(毫米) Dimensions (mm) d	F	B	r min.	滚道公差 Tolerance of raceway F um upper 最大	lower 最小
IR6X10X10-IS1	3.7	**6**	10	10	0.3	-7	-23
IR8X12X10-IS1	4.8	**8**	12	10	0.3	-4	-18
IR10X12X12-IS1	7.3	**10**	14	12	0.3	-4	-18
IR12X16X12-IS1	7.9	**12**	16	12	0.3	-4	-18
IR15X20X12-IS1	12.2	**15**	20	12	0.3	0	-12
IR20X25X16-IS1	24	**20**	25	16	0.3	0	-12
IR25X30X16-IS1	25.7	**25**	30	16	0.3	0	-12
IR30X38X20-IS1	77	**30**	38	20	0.6	+5	-4
IR35X42X20-IS1	63.9	**35**	42	20	0.6	0	-9
IR40X50X20-IS1	106	**40**	50	20	1	0	-9
IR45X55X20-IS1	117	**45**	55	20	1	0	-11
IR50X55X20-IS1	62.5	**50**	55	20	0.6	0	-11
IR50X60X22-IS1	128	**50**	60	20	1	0	-11

不带油孔

Without Lubrication hole

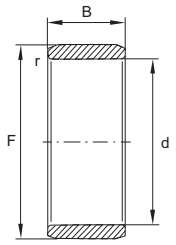

IR

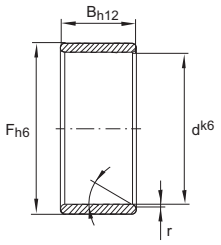

LR

轴承型号 Bearing Designation	质量（克） Mass ≈ g	尺寸(毫米) Dimensions (mm) d	F	B	r min.	滚道公差 Tolerance of raceway F um 最大 upper	最小 lower
IR5X8X12	2.8	**5**	8	12	0.3	-7	-23
IR5X8X16	3.7	**5**	8	16	0.3	-7	-23
IR6X9X12	3	**6**	9	12	0.3	-7	-23
IR6X9X16	4.3	**6**	9	16	0.3	-7	-23
IR7X10X10.5	3.1	**7**	10	10.5	0.3	-7	-23
LR7X10X10.5	3.1	**7**	10	10.5	0.3	-	-
IR7X10X12	3.6	**7**	10	12	0.3	-7	-23
IR7X10X16	4.9	**7**	10	16	0.3	-7	-23
IR8X12X10.5	5	**8**	12	10.5	0.3	-4	-18
LR8X12X10.5	5	**8**	12	10.5	0.3	-	-
IR8X12X12.5	5.9	**8**	12	12.5	0.3	-4	-18
LR8X12X12.5	5	**8**	12	12.5	0.3	-	-
IR9X12X12	4.4	**9**	12	12	0.3	-4	-18
IR9X12X16	6	**9**	12	16	0.3	-4	-18
IR10X13X12.5	5.2	**10**	13	12.5	0.3	-4	-18
LR10X13X12.5	5.2	**10**	13	12.5	0.3	-	-
IR10X14X13	7.4	**10**	14	13	0.3	-4	-18
IR10X14X16	9.2	**10**	14	16	0.3	-4	-18
IR10X14X20	11.5	**10**	14	20	0.3	-4	-18
IR12X15X12	5.7	**12**	15	12	0.3	-4	-18
IR12X15X12.5	6.1	**12**	15	12.5	0.3	-4	-18
LR12X15X12.5	6.1	**12**	15	12.5	0.3	-	-
IR12X15X16	7.6	**12**	15	16	0.3	-4	-18
IR12X15X16.5	8.1	**12**	15	16.5	0.3	-4	-18
LR12X15X16.5	8.1	**12**	15	16.5	0.3	-	-
IR12X15X22.5	10.9	**12**	15	22.5	0.3	-4	-18
LR12X15X22.5	10.9	**12**	15	22.5	0.3	-	-
IR12X16X13	8.5	**12**	16	13	0.3	-4	-18
IR12X16X16	10.7	**12**	16	16	0.3	-4	-18
IR12X16X20	13.5	**12**	16	20	0.3	-4	-18
IR12X16X22	14.9	**12**	16	22	0.3	-4	-18
IR14X17X17	9.5	**14**	17	17	0.3	-4	-18

轴承型号 Bearing Designation	质量（克） Mass ≈ g	尺寸(毫米) Dimensions (mm) d	F	B	r min.	滚道公差 Tolerance of raceway F um 最大 upper	最小 lower
LR15X18X12.5	7.2	**15**	18	12.5	0.3	-	-
IR15X18X16	9.4	**15**	18	16	0.3	-4	-18
IR15X18X16.5	9.8	**15**	18	16.5	0.3	-4	-18
LR15X18X16.5	9.8	**15**	18	16.5	0.3	-	-
IR15X19X16	12.9	**15**	19	16	0.3	0	-12
IR15X19X20	16.3	**15**	19	20	0.3	0	-12
IR15X20X13	13.5	**15**	20	13	0.3	0	-12
IR15X20X23	24.4	**15**	20	23	0.3	0	-12
IR17X20X16	10.6	**17**	20	16	0.3	0	-12
IR17X20X16.5	11.1	**17**	20	16.5	0.3	0	-12
LR17X20X16.5	11.1	**17**	20	16.5	0.3	-	-
IR17X20X20	13.5	**17**	20	20	0.3	0	-12
IR17X20X20.5	13.8	**17**	20	20.5	0.3	0	-12
LR17X20X20.5	13.8	**17**	20	20.5	0.3	-	-
IR17X20X30.5	20.6	**17**	20	30.5	0.3	0	-12
LR17X20X30.5	20.6	**17**	20	30.5	0.3	-	-
IR17X21X16	15	**17**	21	16	0,3	0	-12
IR17X21X20	18	**17**	21	20	0.3	0	-12
IR17X22X13	14.9	**17**	22	13	0.3	0	-12
IR17X22X16	18.4	**17**	22	16	0.3	0	-12
IR17X22X23	27.1	**17**	22	23	0.3	0	-12
IR17X24X20	33.8	**17**	24	20	0.6	0	-12

不带油孔

Without Lubrication hole

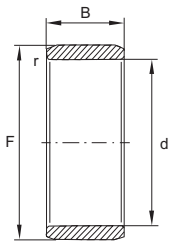

IR

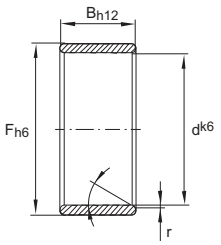

LR

轴承型号 Bearing Designation	质量（克） Mass ≈ g	尺寸(毫米) Dimensions (mm) d	F	B	r min.	滚道公差 Tolerance of raceway F um 最大 upper	最小 lower
IR20X24X16	15	**20**	24	16	0.3	0	-12
IR20X24X20	21.3	**20**	24	20	0.3	0	-12
LR20X25X12.5	16.3	**20**	25	12.5	0.3	-	-
LR20X25X16.5	21.7	**20**	25	16.5	0.3	-	-
IR20X25X17	25	**20**	25	17	0.3	0	-12
IR20X25X20	27.5	**20**	25	20	0.3	0	-12
IR20X25X20.5	27.4	**20**	25	20.5	0.3	0	-12
LR20X25X20.5	27.4	**20**	25	20.5	0.3	-	-
IR20X25X26.5	38	**20**	25	26.5	0.3	0	-12
LR20X25X26.5	38	**20**	25	26.5	0.3	-	-
IR20X25X30	40.4	**20**	25	30	0.3	0	-12
IR20X25X38.5	52.5	**20**	25	38.5	0.3	0	-12
LR20X25X38.5	52.5	**20**	25	38.5	0.3	-	-
IR20X28X20	45.2	**20**	28	20	0.6	0	-12
IR22X26X16	18.2	**22**	26	16	0.3	0	-12
IR22X26X20	23	**22**	26	20	0.3	0	-12
IR22X28X17	29.5	**22**	28	17	0.3	0	-12
IR22X28X20	35	**22**	28	20	0.3	0	-12
IR22X28X20.5	36	**22**	28	20.5	0.3	0	-12
LR22X28X20.5	36	**22**	28	20.5	0.3	-	-
IR22X28X30	54.4	**22**	28	30	0.3	0	-12

轴承型号 Bearing Designation	质量（克） Mass ≈ g	尺寸(毫米) Dimensions (mm) d	F	B	r min.	滚道公差 Tolerance of raceway F um 最大 upper	最小 lower
IR25X29X20	25.9	**25**	29	20	0.3	0	-12
IR25X29X30	39.3	**25**	29	30	0.3	0	-12
LR25X30X12.5	20	**25**	30	12.5	0.3	-	-
LR25X30X16.5	26.7	**25**	30	16.5	0.3	-	-
IR25X30X20	27.4	**25**	30	17	0.3	0	-12
IR25X30X20	32.8	**25**	30	20	0.3	0	-12
IR25X30X20.5	33.4	**25**	30	20.5	0.3	0	-12
LR25X3020.5	33,4	**25**	30	20.5	0.3	-	-
IR25X30X26.5	46	**25**	30	26.5	0.3	0	-12
LR25X30X26.5	46	**25**	30	26.5	0.3	-	-
IR25X30X30	53	**25**	30	30	0.3	0	-12
IR25X30X32	56	**25**	30	32	0.3	0	-12
IR25X30X38.5	64.5	**25**	30	38.5	0.3	0	-12
LR25X30X38.5	64.5	**25**	30	38.5	0.3	-	-
IR25X32X22	52.5	**25**	32	22	0.6	+5	-4
IR28X32X17	24.5	**28**	32	17	0.3	+5	-4
IR28X32X20	28.5	**28**	32	20	0.3	+5	-4
IR28X32X30	43.5	**28**	32	30	0.3	+5	-4
LR30X35X12.5	23.3	**30**	35	12.5	0.3	-	-
IR30X35X13	25	**30**	35	13	0.3	+5	-4
IR30X35X16	34	**30**	35	16	0.3	+5	-4
LR30X35X16.5	31.4	**30**	35	16.5	0.3	-	-
IR30X35X17	36	**30**	35	17	0.3	+5	-4
IR30X35X20	39	**30**	35	20	0.3	+5	-4
IR30X35X20.5	39.7	**30**	35	20.5	0.3	+5	-4
LR30X35X20.5	39.7	**30**	35	20.5	0.3	-	-
IR30X35X26	50.4	**30**	35	26	0.3	+5	-4
IR30X35X30	58.5	**30**	35	30	0.3	+5	-4
IR30X37X18	50	**30**	37	18	0.6	+5	-4
IR30X37X22	61.6	**30**	37	22	0.6	+5	-4
IR32X37X20	42	**32**	37	20	0.3	0	-9
IR32X37X30	62	**32**	37	30	0.3	0	-9
IR32X40X20	68	**32**	40	20	0.6	0	-9
IR32X40X36	124	**32**	40	36	0.6	0	-9
IR33X37X13	21.9	**33**	37	13	0.3	0	-9

不带油孔

Without Lubrication hole

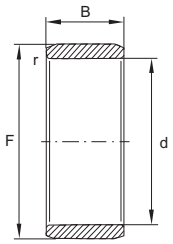

IR

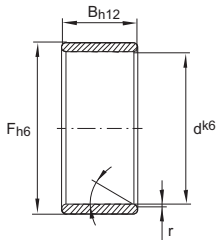

LR

轴承型号 Bearing Designation	质量（克） Mass ≈ g	尺寸（毫米） Dimensions (mm) d	F	B	r min.	滚道公差 Tolerance of raceway F um 最大 upper	最小 lower
LR35X40X12.5	27.2	35	40	12.5	0.3	-	-
LR35X40X16.5	37.4	35	40	16.5	0.3	-	-
IR35X40X17	37.8	35	40	17	0.3	0	-9
IR35X40X20	44.2	35	40	20	0.3	0	-9
IR35X40X20.5	46.1	35	40	20.5	0.3	0	-9
LR35X40X20.5	46.1	35	40	20.5	0.3	-	-
IR35X40X30	67.1	35	40	30	0.3	0	-9
IR35X42X36	117	35	42	36	0.6	0	-9
IR35X43X22	82	35	43	22	0.6	0	-9
IR38X43X20	48.1	38	43	20	0.3	0	-9
IR38X43X30	73.6	38	43	30	0.3	0	-9
LR40X45X16.5	41.4	40	45	16.5	0.3	-	-
IR40X45X17	42.5	40	45	17	0.3	0	-9
IR40X45X20	50.8	40	45	20	0.3	0	-9
IR40X45X20.5	51.8	40	45	20.5	0.3	0	-9
LR40X45X20.5	51.8	40	45	20.5	0.3	-	-
IR40X45X30	84	40	45	30	0,3	0	-9
IR40X48X22	91.6	40	48	22	0.6	0	-9
IR40X48X40	170	40	48	40	0.6	0	-9
IR40X50X22	118	40	50	22	1	0	-9
IR42X47X20	52.8	42	47	20	0.3	-5	-19
IR42X47X30	81	42	47	30	0.3	-5	-19
LR45X50X20.5	58.8	45	50	20.5	0.3	-	-
IR45X50X25	70.8	45	50	25	0.6	-5	-19
IR45X50X25.5	75.1	45	50	25.5	0.3	-5	-19
LR45X50X25.5	75.1	45	50	25.5	0.3	-	-
IR45X50X35	101	45	50	35	0.6	-5	-19
IR45X52X22	89	45	52	22	0.6	0	-11
IR45X52X40	164	45	52	40	0.6	0	-11
IR45X55X22	129	45	55	22	1	0	-11
LR50X55X20.5	64.1	50	55	20.5	0.6	-	-
IR50X55X25	78	50	55	25	0.6	0	-11
IR50X55X35	112	50	55	35	0.6	0	-11

轴承型号 Bearing Designation	质量（克） Mass ≈ g	尺寸（毫米） Dimensions (mm) d	F	B	r min.	滚道公差 Tolerance of raceway F um 最大 upper	最小 lower
IR50X58X22	115	50	58	22	0.6	0	-11
IR50X58X40	208	50	58	40	0.6	0	-11
IR50X60X25	162	50	60	25	1	0	-11
IR50X60X28	181	50	60	28	1.1	0	-11
IR55X60X25	85.5	55	60	25	0.6	-10	-21
IR55X60X35	121	55	60	35	0.6	-10	-21
IR55X63X25	141	55	63	25	1	-10	-21
IR55X63X45	256	55	63	45	1	-10	-21
IR55X65X28	198	55	65	28	1.1	-10	-21
IR60X68X25	152	60	68	25	1	-10	-21
IR60X68X35	213	60	68	35	0.6	-10	-21
IR60X68X45	276	60	68	45	1	-10	-21
IR60X70X25	195	60	70	25	1	-10	-21
IR60X70X28	215	60	70	28	1.1	-10	-21
IR65XX72X25	414	65	72	25	1	-10	-21
IR65X72X45	259	65	72	45	1	-10	-21
IR65X73X25	164	65	73	25	1	-10	-21
IR65X73X35	231	65	73	35	1	-10	-21
IR65X75X28	229	65	75	28	1.1	-10	-21
IR70X80X25	221	70	80	25	1	-10	-26
IR70X80X30	267	70	80	30	1	-10	-26
IR70X80X35	312	70	80	35	1	-10	-26
IR70X80X54	488	70	80	54	1	-10	-26
IR75X85X25	238	75	85	25	1	-4	-17
IR75X85X30	287	75	85	30	1	-4	-17
IR75X85X35	336	75	85	35	1	-4	-17
IR75X85X54	520	75	85	54	1	-4	-17
IR80X90X25	253	80	90	25	1	-4	-17
IR80X90X30	304	80	90	30	1	-4	-17
IR80X90X35	355	80	90	35	1	-4	-17
IR80X90X54	556	80	90	54	1	-4	-17
IR85X95X26	277	85	95	26	1	-14	-27
IR85X95X36	388	85	95	36	1	-14	-27
IR85X100X35	582	85	100	35	1.1	-14	-27
IR85X100X63	1054	85	100	63	1.1	-14	-27

不带油孔

Without Lubrication hole

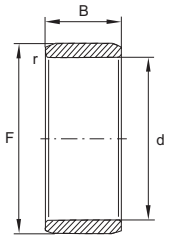

IR

轴承型号 Bearing Designation	质量（克） Mass ≈ g	尺寸（毫米） Dimensions (mm) d	F	B	r min.	滚道公差 Tolerance of raceway F um upper 最大	lower 最小
IR90X100X26	294	90	100	26	1	-14	-27
IR90X100X30	340	90	100	30	1	-14	-27
IR90X100X36	406	90	100	36	1	-14	-27
IR90X105X35	610	90	105	35	1.1	-14	-27
IR90X105X63	1110	90	105	63	1.1	-14	-27
IR95X105X26	313	95	105	26	1	-14	-27
IR95X105X36	431	95	105	36	1	-14	-27
IR95X110X35	657	95	110	35	1.1	-14	-27
IR95X110X63	1170	95	110	63	1.1	-14	-27
IR100X110X30	350	100	110	30	1.1	-14	-27
IR100X110X40	505	100	110	40	1.1	-14	-27
IR100X115X40	797	100	115	40	1.1	-14	-27
IR110X120X30	409	110	120	30	1	-14	-32
IR110X125X40	840	110	125	40	1.1	-7	-22
IR120X130X30	442	120	130	30	1	-7	-22
IR120X135X45	1044	120	135	45	1.1	-7	-22
IR130X145X35	855	130	145	35	1.1	-17	-37
IR130X150X30	1690	130	150	50	1.5	-17	-37
IR140X155X35	917	140	155	35	1.1	-17	-37
IR140X160X50	1800	140	160	50	1.5	-17	-37
IR150X165X40	1122	150	165	40	1.1	-27	-52
IR160X175X40	1200	160	175	40	1.1	-27	-52
IR170X185X45	1441	170	185	45	1.1	-25	-46
IR180X195X45	1510	180	195	45	1.1	-25	-46
IR190X210X50	2410	190	210	50	1.5	-40	-66
IR200X220X50	2518	200	220	50	1.5	-40	-66
IR220X240X50	2753	220	240	50	1.5	-55	-86
IR240X265X60	4600	240	265	60	2	-55	-86
IR260X285X60	4980	260	285	60	2	-69	-107
IR280X305X69	6100	280	305	69	2	-69	-107
IR300X330X80	9200	300	330	80	2.1	-69	-107
IR320X350X80	9800	320	350	80	2.1	-83	-127
IR340X370X80	10200	340	370	80	2.1	-83	-127
IR360X390X80	10900	360	390	80	2.1	-128	-182
IR380X415X100	16700	380	415	100	2.1	-122	-172

英制系列
INCH SERIES

带油孔
Without Lubrication hole

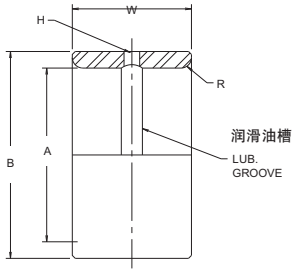

内圈型号 INNER RING NUMBER	DIMENSIONS IN INCHES 英制尺寸						
	A		B		W	H	R
	NOM.	TOL. +.0000	NOM.	TOL. +.0000	+.000 -.005	DIA.	MAX.
MI-6	.3750	-.0004	.6245	-.0004	1.010	3/32	.025
MI-6-N	.3750	-.0004	.6245	-.0004	.760	3/32	.025
MI-7-N	.4375	-.0004	.6245	-.0004	.760	3/32	.025
MI-8	.5000	-.0004	.7493	-.0005	1.010	1/8	.040
MI-8-N	.5000	-.0004	.7493	-.0005	.760	1/8	.040
MI-9-N	.5625	-.0004	.7493	-.0005	.760	1/8	.040
MI-10	.6250	-.0004	.8743	-.0005	1.010	1/8	.040
MI-10-N	.6250	-.0004	.8743	-.0005	.760	1/8	.040
MI-11-N	.6875	-.0004	.8743	-.0005	.760	1/8	.040
MI-12	.7500	-.0004	.9993	-.0005	1.010	1/8	.040
MI-12-N	.7500	-.0004	.9993	-.0005	.760	1/8	.040
MI-13	.8125	-.0005	.9993	-.0005	1.010	1/8	.040
MI-13-N	.8125	-.0005	.9993	-.0005	.760	1/8	.040
MI-14	.8750	-.0005	1.1241	-.0005	1.260	1/8	.040
MI-14-N	.8750	-.0005	1.1241	-.0005	1.010	1/8	.040
MI-15	.9375	-.0005	1.1241	-.0005	1.260	1/8	.040
MI-15-N	.9375	-.0005	1.1241	-.0005	1.010	1/8	.040
MI-16	1.0000	-.0005	1.2491	-.0006	1.260	1/8	.040
MI-16-N	1.0000	-.0005	1.2491	-.0006	1.010	1/8	.040
MI-17	1.0625	-.0005	1.3741	-.0006	1.260	1/8	.040
MI-18	1.1250	-.0005	1.3741	-.0006	1.260	1/8	.040
MI-18-N	1.1250	-.0005	1.3741	-.0006	1.010	1/8	.040
MI-19	1.1875	-.0005	1.4990	-.0006	1.260	1/8	.060
MI-20	1.2500	-.0005	1.4990	-.0006	1.260	1/8	.060
MI-20-N	1.2500	-.0005	1.4990	-.0006	1.010	1/8	.060
MI-21	1.3125	-.0005	1.6240	-.0006	1.260	1/8	.060
MI-21-N	1.3125	-.0005	1.6240	-.0006	1.010	1/8	.060

内圈型号 INNER RING NUMBER	DIMENSIONS IN INCHES 英制尺寸						
	A		B		W	H	R
	NOM.	TOL. +.0000	NOM.	TOL. +.0000	+.000 -.005	DIA.	MAX.
MI-22	1.3750	-.0005	1.7490	-.0006	1.260	1/8	.060
MI-22-4S	1.3750	-.0005	1.6240	-.0006	1.260	1/8	.060
MI-23	1.4375	-.0005	1.7490	-.0006	1.260	1/8	.060
MI-24	1.5000	-.0005	1.7490	-.0006	1.260	1/8	.060
MI-24-N	1.5000	-.0005	1.7490	-.0006	1.010	1/8	.060
MI-25	1.5625	-.0005	1.9989	-.0007	1.260	1/8	.060
MI-25-4S	1.5625	-.0005	1.8740	-.0006	1.260	1/8	.060
MI-26	1.6250	-.0005	1.9989	-.0007	1.260	1/8	.060
MI-26-2S	1.6250	-.0005	1.9364	-.0007	1.260	1/8	.060
MI-26-N	1.6250	-.0005	1.9989	-.0007	1.010	1/8	.060
MI-27	1.6875	-.0005	1.9989	-.0007	1.260	1/8	.060
MI-28	1.7500	-.0005	2.2489	-.0007	1.760	3/16	.060
MI-28-N	1.7500	-.0005	2.2489	-.0007	1.510	3/16	.060
MI-30	1.8750	-.0005	2.2489	-.0007	1.760	3/16	.060
MI-31	1.9375	-.0005	2.4989	-.0007	1.760	3/16	.080
MI-32	2.0000	-.0005	2.4989	-.0007	1.760	3/16	.080
MI-32-N	2.0000	-.0005	2.4989	-.0007	1.510	3/16	.080
MI-34	2.1250	-.0006	2.4989	-.0007	1.760	3/16	.080
MI-35	2.1875	-.0006	2.7489	-.0007	1.760	3/16	.080
MI-36	2.2500	-.0006	2.7489	-.0007	1.760	3/16	.080
MI-36-N	2.2500	-.0006	2.7489	-.0007	1.510	3/16	.080
MI-38	2.3750	-.0006	2.9989	-.0007	1.760	3/16	.080
MI-39	2.4375	-.0006	2.9989	-.0007	1.760	3/16	.080
MI-40	2.5000	-.0006	2.9989	-.0007	1.760	3/16	.080
MI-40-N	2.5000	-.0006	2.9989	-.0007	1.510	3/16	.080
MI-42	2.6250	-.0006	3.2487	-.0009	1.760	3/16	.080
MI-44	2.7500	-.0006	3.2487	-.0009	1.760	3/16	.080
MI-46	2.8750	-.0006	3.4987	-.0009	2.010	1/4	.080
MI-47	2.9375	-.0006	3.4987	-.0009	2.010	1/4	.080
MI-48	3.0000	-.0006	3.4987	-.0009	2.010	1/4	.080
MI-48-N	3.0000	-.0006	3.4987	-.0009	1.760	1/4	.080
MI-50	3.1250	-.0006	3.7487	-.0009	2.010	1/4	.100
MI-52	3.2500	-.0006	3.7487	-.0009	2.010	1/4	.100
MI-54	3.3750	-.0008	3.9985	-.0009	2.010	1/4	.100
MI-56	3.5000	-.0008	3.9985	-.0009	2.010	1/4	.100
MI-58	3.6250	-.0008	4.2485	-.0009	2.010	1/4	.100
MI-60	3.7500	-.0008	4.2485	-.0009	2.010	1/4	.100
MI-62	3.8750	-.0008	4.4985	-.0009	2.260	1/4	.100
MI-64	4.0000	-.0008	4.9985	-.0010	2.260	1/4	.100
MI-68	4.2500	-.0008	4.9985	-.0010	2.260	1/4	.100
MI-72	4.5000	-.0008	5.4985	-.0010	3.015	1/4	.100
MI-72-N	4.5000	-.0008	5.4985	-.0010	2.515	1/4	.100
MI-80	5.0000	-.0010	5.9983	-.0010	3.015	5/16	.120
MI-80-N	5.0000	-.0010	5.9983	-.0010	2.515	5/16	.120
MI-88	5.5000	-.0010	6.4983	-.0010	3.015	5/16	.120
MI-88-N	5.5000	-.0010	6.4983	-.0010	2.515	5/16	.120
MI-96	6.0000	-.0010	7.2481	-.0012	3.015	5/16	.120
MI-104	6.5000	-.0010	7.7481	-.0012	3.015	5/16	.120
MI-112	7.0000	-.0010	8.2481	-.0012	3.015	5/16	.120
MI-120	7.5000	-.0012	8.7480	-.0012	3.015	5/16	.160
MI-128	8.0000	-.0012	9.2480	-.0012	3.015	5/16	.160



冲压外圈滚针轴承

冲压外圈滚针轴承的外圈是用薄钢板精密冲压成形，结构空间小，是具有较大负荷容量。适用于安装空间受到限制和壳体孔不宜作为滚道的场合。且压入座孔后不必进一步轴向定位。该类滚针轴承一般不用内圈，如果需要使用内圈，可从样本中选取。同穿孔型冲压外圈滚针轴承相比，封口型冲压外圈滚针轴承对轴端轴承部位的密封极为有效。脂润滑滚针轴承长期使用温度为-20℃~120℃。

主要结构形式

公制系列：HK、BK、F、FH、FY、MF、MFH、MFY、HF、HFL。
英制系列：SCE、BCE、SCH、BCH、SN、B、BH、M、MH、RC、RCB。

例：

HK	20	20	2RS ARI
	内切圆直径	宽度	

HK - 穿孔型冲压外圈滚针轴承
BK - 封口型冲压外圈滚针轴承
F - 穿孔型冲压外圈满装滚针轴承
FY - 穿孔型冲压外圈满装滚针轴承（油脂限位）
FH - 穿孔型冲压外圈满装滚针轴承（重系列）
MF - 封口型冲压外圈满装滚针轴承
MFH- 封口型冲压外圈满装滚针轴承（重系列）
MFY- 封口型冲压外圈满装滚针轴承（油脂限位）
SCE- 穿孔型冲压外圈滚针轴承
BCE- 封口型冲压外圈滚针轴承
SCH- 穿孔型冲压外圈滚针轴承（重系列）
BCH- 封口型冲压外圈滚针轴承（重系列）
SN - 穿孔型冲压外圈满装滚针轴承
B - 穿孔型冲压外圈满装滚针轴承
BH - 穿孔型冲压外圈满装滚针轴承（重系列）
M - 封口型冲压外圈满装滚针轴承
MH - 封口型冲压外圈满装滚针轴承（重系列）
HF、HFL- 冲压外圈滚针离合器（公制）
RC、RCB- 冲压外圈滚针离合器（英制）

RS - 一个密封圈，配公制系列
2RS - 二个密封圈，配公制系列
P - 一个密封圈，配英制系列
PP - 二个密封圈，配英制系列
ARI/OH- 油孔

Drawn cup needle roller bearings

Outer ring for drawn cup needle roller bearings (DC type) is made of cold rolled steel strip accurately formed. Structure of DC needle roller bearings teatures space saving and higher capacity. They are suitable for applications with limited space and housing not hard enough to act as raceway. No requirement on axial location when the DC needle roller bearing is peressed into the housing.

In most applications inner ring is not necessary for DC needle roller bearings unless shaft raceway is impractical, standard inner rings for DC To compare with Open end DC needle roller bearings, Close end DC needle roller bearings are good for sealing at the close end of bearings.Operating temperature range for bearings grease lubricated are-20℃to+120℃。

Structures of various series of drawn cup needle rollers

Metric series: HK、BK、F、FH、FY、MF、MFH、MFY、HF、HFL.
Inch series: SCE、BCE、SCH、BCH、SN、B、BH、M、MH、RC、RCB.

HK	20	20	2RS ARI
	Fw	Width	

HK - Caged,with open ends
BK - Caged,with open ends
F - Full complement, with open ends
FH - Full complement, with open ends (Heavy series)
FY - Full complement, grease retained, with open ends
MF - Full complement, with open ends
MFH- Full complement, with open ends (Heavy series)
MFY- Full complement, grease retained, with open ends
SCE- Caged, with open ends
BCE- Caged, with open ends
SCH- Caged, with open ends (Heavy series)
BCH- Caged, with cloes ends (Heavy series)
SN - Full complement, grease retained with open ends
B - Full complement, with open ends
BH - Full complement, with open ends (Heavy series)
M - Full complement, with closed ends
MH - Full complement, with closed ends (Heavy series)
HF、HFL - Drawn cup needle clutches(metric)
RC、RCB - Drawn cup needle clutches(inch)

RS - 1 seal, with metric series
2RS - 2 seals, with metric series
P - 1 seal, with inch series
PP - 2 seals, with inch series
ARI/OH-Oil hole

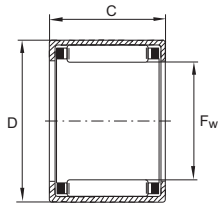

HK

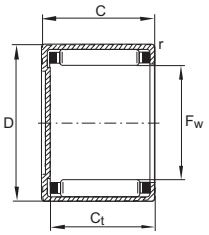

BK

开口型 Open ends		封口型 Closed end		尺寸(毫米) Dimensions (mm)				
轴承型号 Bearomg Designation	Mass 质量 ≈ g (克)	轴承型号 Bearomg Designation	Mass 质量 ≈ g (克)	F_w	D	C -0.3	C_t min.	r min.
HK0306-TV	1	**+ BK0306**	1	3	6.5	6	5.2	0.3
HK0408	2	**+ BK0408**	2.1	4	8	8	6.4	0.3
HK0509	2	**+ BK0509**	2.1	5	9	9	7.4	0.4
HK0606	1.5	**-**	-	6	10	6	-	0.4
HK0608	2.1	**-**	-	6	10	8	-	0.4
HK0609	2.5	**BK0609**	2.6	6	10	9	7.4	0.4
HK0709	2.6	**BK0709**	2.9	7	11	9	7.4	0.4
HK0808	2.7	**BK0808**	3	8	12	8	6.4	0.4
HK0810	3	**BK0810**	3.4	8	12	10	8.4	0.4
HK0908	3	**-**	-	9	13	8	-	0.4
HK0910	4	**BK0910**	4.3	9	13	10	8.4	0.4
HK0912	4.6	**BK0912**	4.9	9	13	12	10.4	0.4
HK1010	4.1	**BK1010**	4.3	10	14	10	8.4	0.4
HK1012	4.8	**BK1012**	5	10	14	12	10.4	0.4
HK1015	6	**BK1015**	6.2	10	14	15	13.4	0.4
HK1210	4.6	**BK1210**	5.2	12	16	10	8.4	0.4
HK1212	9	**BK1212**	10	12	18	12	9.3	0.8
HK1312	10	**BK1312**	11	13	19	12	9.3	0.8
HK1412	10.5	**BK1412**	12	14	20	12	9.3	0.8
HK1512	11	**BK1512**	13	15	21	12	9.3	0.8
HK1516	15	**BK1516**	17	15	21	16	13.3	0.8
HK1522-ZW	20	**-**	-	15	21	22	-	0.8
HK1612	12	**BK1612**	14	16	22	12	9.3	0.8
HK1616	16	**BK1616**	18	16	22	16	13.3	0.8
HK1622-ZW	22	**BK1622-ZW**	24	16	22	22	19.3	0.8
HK1712	12	**-**	-	17	23	12	-	0.8
HK1812	13	**BK1812**	15	18	24	12	9.3	0.8
HK1816	18	**BK1816**	20	18	24	16	13.3	0.8
HK2010	12	**-**	-	20	26	10	-	0.8
HK2012	14	**-**	-	20	26	12	-	0.8
HK2016	19	**BK2016**	22	20	26	16	13.3	0.8
HK2020	24	**BK2020**	27	20	26	20	17.3	0.8
HK2030-ZW	35	**-**	-	20	26	30	-	0.8

基本额定负荷 Basic load ratings		极限疲劳载荷 Fatigue limit load C_{ur} N	极限转速 Limiting speed n_G min^{-1}	参考转速 Reference speed n_B min^{-1}	匹配内圈 Suitable inner rings	
dyn. C_r 动态 N	stat. C_{or} 静态 N				LR Designation 型号	IR Designation 型号
1230	840	113	46000	49500	-	-
1780	1310	114	41000	38500	-	-
2400	1990	239	38000	32000	-	-
1610	1220	167	35000	28500	-	-
2030	1650	184	35000	28500	-	-
2850	2600	310	35000	27000	-	-
3100	2950	355	31000	24000	-	-
2750	2600	290	28000	21800	-	-
3800	3950	500	28000	21200	-	**IR5X8X12**
3550	3750	440	25500	19000	-	-
4250	4650	600	25500	19000	-	-
5300	6300	860	25500	18700	-	**IR6X9X12**
4400	5100	650	23300	17400	**LR7X10X10.5**	**IR7X10X10.5**
5500	6800	930	23300	17100	-	**IR7X10X12**
6800	8800	1210	23300	17000	-	**IR7X10X16**
4950	6200	8000	20000	14800	**LR8X12X10.5**	**IR8X12X10.5**
6500	7300	860	18700	13800	**LR8X12X12.5**	**IR8X12X12.5**
6800	7900	940	17500	12900	**LR10X13X12.5**	**IR10X13X12.5**
7100	8500	1010	16500	12100	-	**IR10X14X13**
7900	9400	1150	15600	11400	**LR12X15X12.5**	**IR12X15X12.5**
10500	14400	1780	15600	11200	**LR12X15X16.5**	**IR12X15X16.5**
13400	19500	2380	15600	11200	**LR12X15X22.5**	**IR12X15X22.5**
7600	9700	1160	14700	10900	-	**IR12X16X13**
10900	15300	1900	14700	10600	-	**IR12X16X16**
13100	19400	2320	14700	10700	-	**IR12X16X22**
7900	10300	1230	14000	10300	-	-
8100	10900	1300	13300	9800	**LR15X18X12.5**	-
11600	17300	2140	13300	9600	**LR15X18X16.5**	**IR15X18X16.5**
6400	8200	1040	12200	9300	-	-
8600	12100	1450	12200	9000	-	**IR15X20X13**
12700	20100	2500	12200	8700	**LR17X20X16.5**	**IR17X20X16.5**
15700	26000	3500	12200	8600	**LR17X20X20.5**	**IR17X20X20.5**
21800	40000	5000	12200	8600	**LR17X20X30.5**	**IR17X20X30.5**

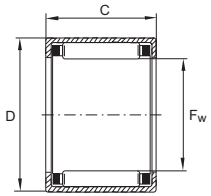

HK

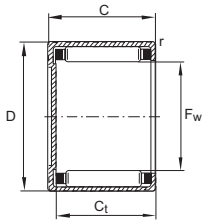

BK with Fw< 25 mm

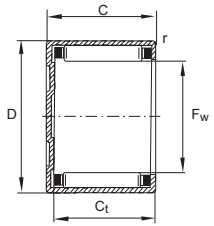

BK with Fw ≥ 25 mm

开口型 Open ends		封口型 Closed end		尺寸(毫米) Dimensions (mm)				
轴承型号 Bearomg Designation	Mass 质量 ≈ g (克)	轴承型号 Bearomg Designation		F_w	D	C -0.3	C_t min.	r min.
HK2210	13	**-**	-	**22**	28	10	-	0.8
HK2212	15	**BK2212**	18	**22**	28	12	9.3	0.8
HK2216	21	**BK2216**	24	**22**	28	16	13.3	0.8
HK2220	26	**-**	-	**22**	28	20	-	0.8
HK2512	20	**-**	-	**25**	32	12	-	0.8
HK2516	27	**BK2516**	32	**25**	32	16	13.3	0.8
HK2520	33	**BK2520**	38	**25**	32	20	17.3	0.8
HK2526	44	**BK2526**	48	**25**	32	26	23.3	0.8
HK2538-ZW	64	**BK2538-ZW**	68	**25**	32	38	35.3	0.8
HK2816	29	**-**	-	**28**	35	16	-	0.8
HK2820	36	**-**	-	**28**	35	20	-	0.8
HK3012	23	**BK31012**	28	**30**	37	12	9.3	0.8
HK3016	31	**BK3016**	38	**30**	37	16	13.3	0.8
HK3020	39	**BK3020**	47	**30**	37	20	17.3	0.8
HK3022	42	**-**	-	**30**	37	22	-	0.8
HK3026	51	**BK3026**	58	**30**	37	26	23.3	0.8
HK3038-ZW	76	**BK3038-ZW**	84	**30**	37	38	35.3	0.8
HK3220	40.6	**-**	-	**32**	39	20	-	0.8
HK3224	49	**-**	-	**32**	39	24	-	0.8
HK3512	27	**-**	-	**35**	42	12	-	0.8
HK3516	36	**-**	-	**35**	42	16	-	0.8
HK3520	44	**BK3520**	53	**35**	42	20	17.3	0.8
HK4012	30	**-**	-	**40**	47	12	-	0.8
HK4016	39	**-**	-	**40**	47	16	-	0.8
HK4020	54	**BK4020**	62	**40**	47	20	17.3	0.8
HK4512	33	**-**	-	**45**	52	12	-	0.8
HK4516	46	**-**	-	**45**	52	16	-	0.8
HK4520	56	**BK4520**	72	**45**	52	20	17.3	0.8
HK5020	70	**-**	-	**50**	58	20	-	0.8
HK5025	90	**-**	-	**50**	58	25	-	0.8
HK5520	74	**-**	-	**55**	63	20	-	0.8
HK5528	105	**-**	-	**55**	63	28	-	0.8
HK6012	49	**-**	-	**60**	68	12	-	0.8
HK6020	81	**-**	-	**60**	68	20	-	0.8
HK6032	136	**-**	-	**60**	68	32	-	0.8

基本额定负荷 Basic load ratings		极限疲劳载荷 Fatigue limit load C_{ur} N	极限转速 Limiting speed n_G min^{-1}	参考转速 Reference speed n_B min^{-1}	匹配内圈 Suitable inner rings	
dyn. C_r 动态 N	stat. C_{or} 静态 N				LR Designation 型号	IR Designation 型号
7500	10500	1360	11200	8400	-	-
9100	13400	1600	11200	8300	-	**IR17X22X13**
13400	22100	2800	11200	8000	-	**IR17X22X16**
16500	29000	3850	11200	7900	-	**IR17X22X23**
11000	15200	1990	9800	7300	**LR20X25X12.5**	-
15600	24000	3150	9800	7100	**LR20X25X16.5**	**IR20X25X17**
19900	33000	4200	9800	7000	**LR20X25X20.5**	**IR20X25X20.5**
25500	45000	6200	9800	6900	**LR20X25X26.5**	**IR20X25X26.5**
34000	66000	8400	9800	6900	**LR20X25X38.5**	**IR20X25X38.5**
16400	26500	3450	8900	6500	-	**IR22X28X17**
20900	36000	4650	8900	6400	**LR22X28X20.5**	**IR22X28X20.5**
12100	18200	2390	8400	6300	**LR25X30X12.5**	-
17200	29000	3750	8400	6100	**LR25X30X16.5**	**IR25X30X17**
22000	39500	5100	8400	6000	**LR25X30X20.5**	**IR25X30X20.5**
24800	46000	6100	8400	5900	-	-
28000	54000	7400	8400	5900	**LR25X30X26.5**	**IR25X30X26.5**
37500	79000	10100	8400	5900	**LR25X30X38.5**	**IR25X30X38.5**
23000	42500	5500	7900	5700	**LR28X32X20**	-
27500	54000	7300	7900	5600	-	-
13100	21300	2800	7300	5500	**LR30X35X12.5**	-
18700	33500	4400	7300	5400	**LR30X35X16.5**	**IR30X35X17**
23800	46000	5900	7300	5300	**LR30X35X20.5**	**IR30X35X20.5**
14000	24300	3200	6400	4950	**LR35X40X12.5**	-
20000	38500	5000	6400	4800	**LR35X40X16.5**	**IR35X40X17**
25500	52000	6800	6400	4750	**LR35X40X20.5**	**IR35X40X20.5**
14900	27500	3600	5800	4500	-	-
21300	43000	5700	5800	4400	**LR40X45X16.5**	**IR40X45X17**
27000	59000	7600	5800	4300	**LR40X45X20.5**	**IR40X45X20.5**
31000	63000	8200	5200	3950	**LR45X50X20.5**	-
38500	84000	11700	5200	3900	**LR45X50X25.5**	**IR45X50X25.5**
31500	67000	8700	4750	3650	**LR50X55X20.5**	-
44000	103000	14700	4750	3600	-	-
17400	32000	4250	4400	3650	-	-
33500	75000	9800	4400	3400	-	-
53000	135000	19700	4400	3300	-	-

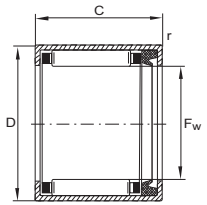

HK..-RS 单面密封

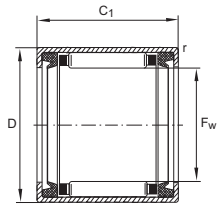

HK..-2RS 双面密封

开口型 Open ends		封口型 Closed end				尺寸(毫米) Dimensions (mm)			
Sealed on one side 单密封		Sealed on both side 双密封							
轴承型号 Bearomg Designation	Mass 质量 ≈ g (克)	轴承型号 Bearomg Designation	Mass 质量 ≈ g (克)			F_w	D	C -0.3	C_1 -0.3
-	-	**HK0810-2RS**	3.2	-	-	8	12	-	10
HK0810-RS	3	**HK0812-2RS**	3.3	-	-	8	12	10	12
HK0812-RS	3.1	-	-	-	-	8	12	12	-
-	-	**HK1012-2RS**	4.3	-	-	10	14	-	12
HK1012-RS	4.2	**HK1014-2RS**	4.6	**BK1012-RS**	4.3	10	14	12	14
-	-	**HK1214-2RS**	8	-	-	12	16	-	14
HK1214-RS	10	**HK1216-2RS**	11	-	-	12	18	14	16
HK1414-RS	12	**HK1416-2RS**	13	**BK1414-RS**	13	14	20	14	16
HK1514-RS	12	**HK1516-2RS**	15	-	-	15	21	14	16
HK1518-RS	16	**HK1520-2RS**	18	-	-	15	21	18	20
HK1614-RS	13	**HK1616-2RS**	14	**BK1614-RS**	15	16	22	14	16
-	-	**HK1620-2RS**	18	-	-	16	22	-	20
HK1814-RS	14	**HK1816-2RS**	15	-	-	18	24	14	16
-	-	**HK2016-2RS**	18	-	-	20	26	-	16
HK2018-RS	21	**HK2020-2RS**	23	**BK2018-RS**	24	20	26	18	20
HK2214-RS	16	**HK2216-2RS**	18	-	-	22	28	14	16
HK2218-RS	24	**HK2220-2RS**	26	-	-	22	28	18	20
-	-	**HK2516-2RS**	27	-	-	25	32	-	16
HK2518-RS	29	**HK2520-2RS**	31	**BK2518-RS**	34	25	32	18	20
-	-	**HK2524-2RS**	40	-	-	25	32	-	24
-	-	**HK2530-2RS**	47	-	-	25	32	-	30
HK2818-RS	31	**HK2820-2RS**	34	-	-	28	35	18	20
-	-	**HK3016-2RS**	31	-	-	30	37	-	16
HK3018-RS	37	**HK3020-2RS**	36	-	-	30	37	18	20
-	-	**HK3024-2RS**	44	-	-	30	37	-	24
-	-	**HK3516-2RS**	32	-	-	35	42	-	16
HK3518-RS	39	**HK3520-2RS**	41	-	-	35	42	18	20
-	-	**HK4016-2RS**	37	-	-	40	47	-	16
HK4018-RS	45	**HK4020-2RS**	48	-	-	40	47	18	20
HK4518-RS	50	**HK4520-2RS**	54	-	-	45	52	18	20
HK5022-RS	76	**HK5024-2RS**	81	-	-	50	58	22	24

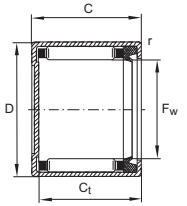

BK..-RS with Fw < 25 mm

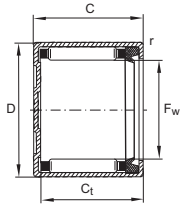

BK..-RS with Fw ≥ 25 mm

		基本额定负荷 Basic load ratings		极限疲劳载荷 Fatigue limit load C_{ur}	极限转速 Limiting speed n_G grease	匹配内圈 Suitable inner rings		
						For HK..-RS and HK..-2RS		For BK..-RS,LR
C_t min.	r min.	dyn. C_r 动态 N	stat. C_{or} 静态 N	N	min^{-1}	LR Designation 型号	IR Designation 型号	IR Designation 型号
-	0.4	2180	1930	265	28000	-	-	-
-	0.4	2750	2600	290	28000	-	-	-
-	0.4	3800	3950	500	28000	-	-	-
-	0.4	3200	3350	380	23300	-	-	-
-	0.4	4400	5100	650	23300	-	-	-
-	0.4	4950	6200	800	20000	-	-	-
-	0.8	6500	7300	860	18700	-	-	-
11.3	0.8	7100	8500	1010	16500	-	-	-
-	0.8	7800	9800	1190	15600	**LR12X15X16.5**	**IR12X15X16.5**	**LR12X15X12.5**
-	0.8	10500	14400	1780	15600	-	-	-
11.3	0.8	7600	9700	1160	14700	-	**IR12X16X20**	**IR12X16X13**
-	0.8	10900	15300	1900	14700	-	-	-
-	0.8	8100	10900	1300	13300	**LR15X18X16.5**	**IR15X18X16.5**	-
-	0.8	8600	12100	1450	12200	**LR17X20X16.5**	**IR17X20X16.5**	-
15.3	0.8	12700	20100	2500	12200	**LR17X20X20.5**	**IR17X20X20.5**	**LR17X20X16.5**
-	0.8	9100	13400	1600	11200	-	**IR17X22X16**	-
-	0.8	13400	22100	2800	11200	-	**IR17X22X23**	-
-	0.8	11000	15200	1990	9800	**LR20X25X16.5**	**IR20X25X17**	-
15.3	0.8	15600	24000	3150	9800	**LR20X25X20.5**	**IR20X25X20.5**	**LR20X25X16.5**
-	0.8	19900	33000	4200	9800	-	-	-
-	0.8	25500	45000	6200	9800	-	**IR20X25X30**	-
-	0.8	16400	26500	3450	8900	**LR22X28X20.5**	**IR22X28X20.5**	-
-	0.8	12100	18200	2390	8400	**LR25X30X16.5**	**IR25X30X17**	-
-	0.8	17200	29000	3750	8400	**LR25X30X20.5**	**IR25X30X20.5**	-
-	0.8	22000	39500	5100	8400	-	-	-
-	0.8	13100	21300	2800	7300	**LR30X35X16.5**	**IR30X35X17**	-
-	0.8	18700	33500	4400	7300	**LR30X35X20.5**	**IR30X35X20.5**	-
-	0.8	14000	24300	3200	6400	**LR35X40X16.5**	**IR35X40X17**	-
-	0.8	20000	38500	5000	6400	**LR35X40X20.5**	**IR35X40X20.5**	-
-	0.8	21300	43000	5700	5800	**LR40X45X20.5**	**IR40X45X20.5**	-
-	0.8	31000	63000	8200	5200	**LR45X50X25.5**	**IR45X50X25.5**	-

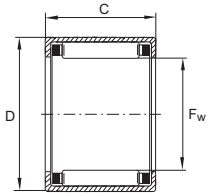

SCE, SCH

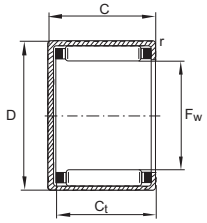

BCE, BCH

轴径 Shaft Diameter	轴承型号 Bearing Designation		外形尺寸 Boundary Dimensions			基本额定负荷 Basic Load Rating		极限转速 Limiting Speed
	穿孔型 Open end	封口型 Closed end	Fw	D	C	动 Cr Dyn.	静 Stat. Cor	
mm			mm			N		rpm
3.175	SCE24TN	BCE24TN	3.175	6.350	6.350	1070	740	31500
3.969	SCE2-1/2-4	-	3.969	7.145	6.350	1260	940	25000
	SCE-1/2-4TN	-	3.969	7.145	6.350	1230	910	25000
4.762	SCE34TN	BCE34TN	4.762	8.731	6.350	1790	1360	21000
	SCE36TN	BCE36TN	4.762	8.731	9.525	2750	2350	21000
	SCE36	-	4.762	8.731	9.530	2800	2440	21000
6.350	SCE44	BCE44	6.350	11.112	6.350	1600	1200	44000
	SCE45	BCE45	6.350	11.112	7.938	2500	2090	44000
	SCE47	BCE47	6.350	11.112	11.112	4000	3850	44000
7.938	SCE55	BCE55	7.938	12.700	7.938	2900	2600	35500
	SCE57	BCE57	7.938	12.700	11.112	4700	4850	35500
	SCE59	BCE59	7.938	12.700	14.288	6000	6600	35500
	SCH57	BCH57	7.938	14.288	11.112	4750	4100	35500
9.525	SCE65	BCE65	9.525	14.288	7.938	2900	2700	29500
	SCE66	BCE66	9.525	14.288	9.525	3900	3950	29500
	SCE67	BCE67	9.525	14.288	11.112	4350	4600	29500
	SCE68	BCE68	9.525	14.288	12.700	5800	6600	29500
	SCE610	BCE610	9.525	15.875	15.875	7400	9000	29500
	SCH68	BCH68	9.525	15.875	12.700	7100	7100	29500
11.112	SCE78	BCE78	11.112	15.875	12.700	6400	7800	25000
	SCE710	-	11.112	17.462	15.875	8100	1070	25000
	SCH78	BCH78	11.112	17.462	12.700	7900	8200	25000
12.700	SCE85	BCE85	12.700	17.462	7.938	3650	3950	22000
	SCE86	BCE86	12.700	17.462	9.525	4600	5400	22000
	SCE87	BCE87	12.700	17.462	11.112	5900	7400	22000
	SCE88	BCE88	12.700	17.462	12.700	6900	9000	22000
	SCE810	BCE810	12.700	17.462	15.875	8800	12300	22000
	SCE812	BCE812	12.700	17.462	19.050	9900	14300	22000
	SCH87	BCH87	12.700	19.050	11.112	7340	7800	22000
	SCH88	BCH88	12.700	19.050	12.700	8500	9400	22000
	SCH810	BCH810	12.700	19.050	15.875	10500	12400	22000
	SCH812	BCH812	12.700	19.050	19.050	12600	15700	22000
14.288	SCE95	-	14.288	19.050	7.938	4000	4700	19600
	SCE96	BCE96	14.288	19.050	9.525	5200	6400	19600
	SCE97	-	14.288	19.050	11.130	6600	8800	19600
	SCE98	BCE98	14.288	19.050	12.700	7700	10800	19600
	SCE910	BCE910	14.288	19.050	15.875	9600	14000	19600
	SCE912	BCE912	14.288	19.050	19.050	10700	16400	19600
	SCH98	BCH98	14.288	20.638	12.700	9100	10600	19600
	SCH910	BCH910	14.288	20.638	15.875	12000	15000	19600
	SCH912	BCH912	14.288	20.638	19.050	14400	19000	19600
15.875	SCE105	BCE105	15.875	20.638	7.938	4300	5200	17600
	SCE107	BCE107	15.875	20.638	11.112	6600	9300	17600
	SCE107-1/2	BCE107-1/2	15.875	20.638	11.910	7100	10300	17600
	SCE108	BCE108	15.875	20.638	12.700	8100	12000	17600

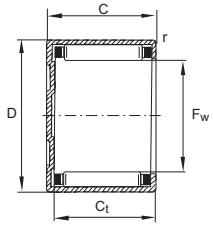

BCE, BCH

轴径 Shaft Diameter	轴承型号 Bearing Designation		外形尺寸 Boundary Dimensions			基本额定负荷 Basic Load Rating		极限转速 Limiting Speed
	穿孔型 Open end	封口型 Closed end	Fw	D	C	动 Cr Dyn.	静 Stat. Cor	
mm			mm			N		rpm
15.875	SCE1010	BCE1010	15.875	20.638	15.875	10400	16300	17600
	SCE1012	BCE1012	15.875	20.638	19.050	12100	19700	17600
	SCH108	BCH108	15.875	22.225	12.700	10000	12200	17600
	SCH1010	BCH1010	15.875	22.225	15.875	12700	16700	17600
	SCH1012	BCH1012	15.875	22.225	19.050	14700	20000	17600
	SCH1016	BCH1016	15.875	22.225	25.400	19100	28000	17600
17.462	SCE116	-	17.462	22.225	9.525	5700	7900	16000
	SCE118	BCE118	17.462	22.225	12.700	8600	13200	16000
	SCE1110	BCE1110	17.462	22.225	15.875	10900	18000	16000
	SCE1112	BCE1112	17.462	22.225	19.050	12400	21000	16000
	SCH117	BCH117	17.462	23.812	11.112	8400	10000	16000
	SCH1110	BCH1110	17.462	23.812	15.875	12900	17100	16000
	SCH1112	BCH1112	17.462	23.812	19.050	15900	22700	16000
19.050	SCE126	BCE126	19.050	25.400	9.525	7100	8300	14700
	SCE128	BCE128	19.050	25.400	12.700	9800	12500	14700
	SCE1210	BCE1210	19.050	25.400	15.875	12800	17500	14700
	SCE1212	BCE1212	19.050	25.400	19.050	15300	22100	14700
	SCH1212	BCH1212	19.050	26.988	19.050	18500	23600	14700
20.638	SCE136	-	20.638	26.988	9.525	7100	8400	13600
	SCE138	BCE138	20.638	26.988	12.700	10800	14300	13600
	SCE1312	BCE1312	20.638	26.988	19.050	15900	23700	13600
	SCE1314	-	20.638	26.988	22.225	18500	29000	13600
	SCH1310	BCH1310	20.638	28.575	15.875	15900	20700	13600
	SCH1312	BCH1312	20.638	28.575	19.050	19200	26500	13600
22.225	SCE146	BCE146	22.225	28.575	9.525	8200	10700	12600
	SCE148	BCE148	22.225	28.575	12.700	11200	15800	12600
	SCE1412	BCE1412	22.225	28.575	19.050	16900	27000	12600
	SCE1416	BCE1416	22.225	28.575	25.400	22100	38000	12600
	SCH1412	BCH1412	22.225	30.162	19.050	19500	27000	12600
	SCH1416	BCH1416	22.225	30.162	25.400	25500	38500	12600
23.812	SCE1516	BCE1516	23.812	30.162	25.400	24100	43000	11800
25.400	SCE166	BCE166	25.400	31.750	9.525	7800	10200	11000
	SCE168	BCE168	25.400	31.750	12.700	12600	19100	11000
	SCE1612	BCE1612	25.400	31.750	19.050	18500	31500	11000
	SCE1616	BCE1616	25.400	31.750	25.400	24800	45500	11000
	SCH1610	BCH1610	25.400	33.338	15.875	16700	22700	11000
	SCH1612	BCH1612	25.400	33.338	19.050	20000	28500	11000
	SCH1616	BCH1616	25.400	33.338	25.400	28900	46300	11000
28.575	SCE186	BCE186	25.400	34.925	9.525	8300	11500	9800
	SCE188	BCE188	25.400	34.925	12.700	12800	20200	9800
	SCE1812	BCE1812	28.575	34.925	19.050	18900	34000	9800
	SCE1816	BCE1816	28.575	34.925	25.400	26000	49500	9800
	SCH1810	BCH1810	28.575	38.100	15.875	21800	29000	9800
	SCH1812	BCH1812	28.575	38.100	19.050	25000	35000	9800
	SCH1816	BCH1816	28.575	38.100	25.400	31500	46500	9800

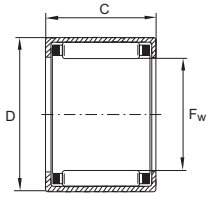

SCE, SCH

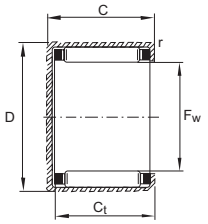

BCE, BCH

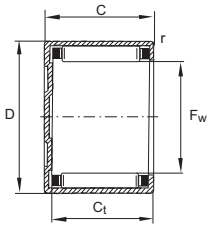

BCE, BCH

轴径 Shaft Diameter	轴承型号 Bearing Designation		外形尺寸 Boundary Dimensions			基本额定负荷 Basic Load Rating		极限转速 Limiting Speed
	穿孔型 Open end	封口型 Closed end	Fw	D	C	动 Cr Dyn.	静 Stat. Cor	
mm			mm			N		rpm
28.575	SCH1818	BCH1818	28.575	38.100	28.580	40500	65000	9800
	SCH1820	BCH1820	28.575	38.100	31.750	40900	64500	9800
30.162	SCE1916	-	30.162	38.100	25.400	33000	57000	9300
31.750	SCE208	BCE208	31.750	38.100	12.700	13500	22200	8800
	SCE2010	BCE2010	31.750	38.100	15.875	16500	29000	8800
	SCE2010	BCE2010	31.750	38.100	19.050	21100	39500	8800
	SCE2016	BCE2016	31.750	38.100	25.400	27000	55000	8800
	SCE2020	BCE2020	31.750	38.100	31.750	33500	71000	8800
	SCH208	BCH208	31.750	41.275	12.700	16400	21000	8800
	SCH2012	BCH2012	31.750	41.275	19.050	27100	39500	8800
	SCH2016	BCH2016	31.750	41.275	25.400	36000	57500	8800
	SCH2020	BCH2020	31.750	41.275	31.750	43600	72900	8800
33.338	SCE2110	-	33.338	41.275	15.875	21100	34000	8400
34.925	SCE228	BCE228	34.925	41.275	12.700	13600	23700	8000
	SCE2212	BCE2212	34.925	41.275	19.050	21500	42500	8000
	SCE2216	-	34.925	41.275	25.400	27500	59000	8000
	SCE2220	BCE2220	34.925	41.275	31.750	34000	77000	8000
	SCH2212	BCH2212	34.925	44.450	19.050	29500	45000	8000
	SCH2216	BCH2216	34.925	44.450	25.400	39000	65000	8000
38.100	SCE248	BCE248	38.100	47.625	12.700	18600	26000	7400
	SCE2410	BCE2410	38.100	47.625	15.875	24400	36500	7400
	SCE2412	BCE2412	38.100	47.625	19.050	30500	48500	7400
	SCE2414	BCE2414	38.100	47.625	22.225	36000	60000	7400
	SCE2416	BCE2416	38.100	47.625	25.400	38500	66000	7400
	SCE2420	BCE2420	38.100	47.625	31.750	47500	86000	7400
41.275	SCE2610	BCE2610	41.275	50.800	15.875	25500	40000	6800
	SCE2620	BCE2620	41.275	50.800	31.750	51000	97000	6800
44.450	SCE2812	BCE2812	44.450	53.975	19.050	31500	55000	6300
	SCE2816	BCE2816	44.450	53.975	25.400	41500	76000	6300
	SCE2820	-	44.450	53.975	31.750	55000	108000	6300
	SCE2824	BCE2824	44.450	53.975	38.100	62000	130000	6300
50.800	SCE328	-	50.800	60.325	12.700	21800	35000	5500
	SCE3210	-	50.800	60.325	15.875	28500	49500	5500
	SCE3216	BCE3216	50.800	60.325	25.400	41500	80000	5500
	SCE3220	-	50.800	60.325	31.750	55000	116000	5500
53.975	SCE348	-	53.975	63.500	12.700	5200	39000	5200
	SCE3410	BCE3410	53.975	63.500	15.875	31000	57000	5200
	SCE3416	-	53.975	63.500	25.400	50000	103000	5200
57.150	SCE3612	BCE3612	57.150	66.675	19.050	37500	72000	4900
	SCE3616	BCE3616	57.150	66.675	25.400	50000	107000	4900
69.850	SCE4412	BCE4412	69.850	79.375	19.050	38500	80000	4000

满装滚针系列
Full complement needle roller set

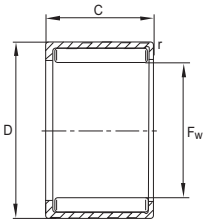

HN

轴承型号 Bearing Designation	质量（克） Mass	尺寸（毫米） Dimensions (mm)				基本额定负荷 Basic load ratings		极限疲劳载荷 Fatigue limit load	极限转速 Limiting speed	参考转速 Reference speed
		Fw	D	C	r	dyn.	stat.			
	≈ g				min.	C_r 动 N	C_{or} 静 N	C_{ur} N	n_G min^{-1}	n_B min^{-1}
HN1010	4.6	**10**	14	10	0.4	7200	11100	1540	10000	13300
HN1210	5.3	**12**	16	10	0.4	8000	13400	1850	8600	11300
HN1212	10.5	**12**	18	12	0.8	10200	15200	1950	8000	10800
HN1412	12	**14**	20	12	0.8	11000	17500	2260	7100	9500
HN1516	14	**15**	21	16	0.8	15400	27500	3600	6700	8700
HN1612	13	**16**	22	12	0.8	12000	20300	2600	6300	8400
HN1816	20	**18**	24	16	0.8	17000	32500	4250	5700	7500
HN2016	22	**20**	26	16	0.8	18100	36500	4750	5200	6800
HN2020	29.5	**20**	26	20	0.8	22400	48000	6600	5200	6700
HN2520	39.6	**25**	32	20	0.8	28000	59000	7900	4200	5500
HN2820	44	**28**	35	20	0.8	30000	67000	9000	3800	4950
HN3520	54	**35**	42	20	0.8	33500	83000	11100	3100	4100
HN4020	60.5	**40**	47	20	0.8	36000	95000	12700	2750	3650
HN4520	66	**45**	52	20	0.8	38500	108000	14500	2470	3300
HN4525	85	**45**	52	25	0.8	47000	139000	19500	2470	3250
HN5020	85.3	**50**	58	20	0.8	44500	119000	16200	2220	3000
HN5025	107	**50**	58	25	0.8	54000	152000	21700	2220	2950

英制满装滚针系列
Full complement needle roller set
Inch series

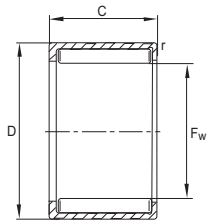

HN

轴径 Shaft Diameter	轴承型号 Bearing Designation		外形尺寸 Boundary Dimensions			基本额定负荷 Basic Load Rating		极限转速 Limiting Speed
	穿孔型 Open end	封口型 Closed end	Fw	D	C	动 Cr Dyn.	静 Stat. Cor	
mm			mm			N		rpm
6.35	SN45	-	6.35	11.112	7.938	4350	4900	10000
7.938	SN55	-	7.938	12.700	7.938	5600	6200	8300
	SN56	-	7.938	12.700	9.525	6800	8000	8300
	SN57	-	7.938	12.700	11.113	6200	5800	8300
9.525	SN65	-	9.525	14.288	7.938	6200	7400	7100
	SN66	-	9.525	14.288	9.525	5800	5300	7100
	SN68	-	9.525	14.288	12.700	7700	7700	7100
11.112	SN76	-	11.112	15.875	9.525	7600	11000	6300
	SN78	-	11.112	15.875	12.700	9900	16000	6300
12.700	SN88	-	12.700	17.462	12.700	11800	18400	5600
	SN810	-	12.700	17.462	15.875	12900	23600	5600
	SN812	-	12.700	17.462	19.050	15900	29500	5600
15.875	SN105	-	15.875	20.638	7.938	6400	6700	4550
17.462	SN116	-	17.462	22.225	9.525	9300	17100	4200
19.050	SN128	-	19.050	25.400	12.700	15000	25000	3750
22.225	SN148	-	22.225	28.575	12.700	17400	31500	3250
28.575	SN1816	-	28.575	34.925	25.400	36500	90000	2600

单向滚针离合器
One way needle clutch

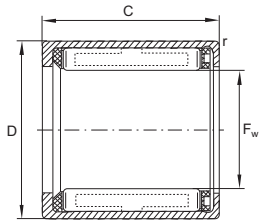

HF, HF..-KF

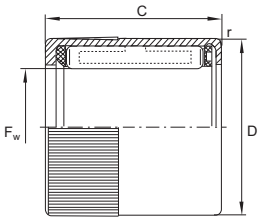

HF..-R, HF..-KFR
With knurling 滚花

轴承型号 Bearing Designation		质量（克） Mass	尺寸（毫米） Dimensions (mm)				允许扭矩 Permissble torque	极限转速 Limitingspeed		冲压滚针轴承型号 Drawn cup needle roller bearings for radial beaing arrangement
塑料簧片 Plastic springs	金属簧片 Steel springs		F_w	D	C	r	$M_{d\ per}$	n_{GW}	n_{GA}	
		≈ g			-0.3	min.	Nm	min^{-1}	min^{-1}	Designation
HF0306-KF	**-**	1	**3**	6,5	6	0.3	0.18	45000	8000	**HK0306-TV**
HF0306-KFR	**-**	1	**3**	6,5	6	0.3	0.06	45000	8000	**HK0306-TV**
HF0406-KF	**-**	1	**4**	8	6	0.3	0.34	34000	8000	**HK0408**
HF0406-KFR	**-**	1	**4**	8	6	0.3	0.1	34000	8000	**HK0408**
HF0612-KF	**HF0612**	3	**6**	10	12	0.3	1.76	23000	13000	**HK0608**
HF0612-KFR	**HF0612-R**	3	**6**	10	12	0.3	0.6	23 000	13000	**HK0608**
HF0812-KF	**HF0812**	3.5	**8**	12	12	0.3	3.15	17000	12000	**HK0808**
HF0812-KFR	**HF0812-R**	3.5	**8**	12	12	0.3	1	17000	12000	**HK0808**
HF1012-KF	**HF1012**	4	**10**	14	12	0.3	5.3	14000	11000	**HK1010**
-	**HF1216**	11	**12**	18	16	0.3	12.2	11000	8000	**HK1212**
-	**HF1416**	13	**14**	20	16	0.3	17.3	9500	8000	**HK1412**
-	**HF1616**	14	**16**	22	16	0.3	20.5	8500	7500	**HK1612**
-	**HF1816**	16	**18**	24	16	0.3	24.1	7500	7800	**HK1812**
-	**HF2016**	17	**20**	26	16	0.3	28.5	7000	6500	**HK2010**
-	**HF2520**	30	**25**	32	20	0.3	66	5500	5500	**HK2512**
-	**HF3020**	36	**30**	37	20	0.3	90	4500	4500	**HK3012**
-	**HF3520**	40	**35**	42	20	0.3	121	3900	3900	**HK3512**

n_{GW} = 适用于轴转动时的极限转速

n_{GA} = 适用于外圈转动时的极限转速

单向滚针离合器
One way needle clutch

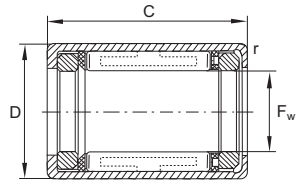

两端带滑动轴承
HFL, HFL..-KF, with plain bearing arr. (HFL0308-KF, HFL0408-KF, HFL0615-KF, HFL0615)

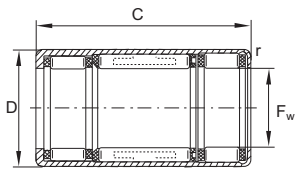

两端带滚动轴承
HFL, HFL..-KF, with rolling bearing arr. (Fw 8 mm and C 22mm) and HFL0822-KFR, HFL0822-R

轴承型号 Bearing Designation		质量（克） Mass	尺寸（毫米） Dimensions (mm)				允许扭矩 Permissible torque	极限转速 Limiting speeds		允许径向载荷 Permissble radial load	极限载荷 Limiting load	基本额定载荷 Basic load rarings		极限疲劳载荷 Fatigue limit load
塑料簧片 Plastic springs	金属簧片 Steel springs	≈ g	Fw	D	C -0.3	r min.	$M_{d\ per}$ Nm	n_{GW} min^{-1}	n_{GA} min^{-1}	$F_{r\ mar}$ N	$(F_r \cdot n)_{max}$ N/min	dyn. C_r 动态 N	stat. C_{or} 静态 N	C_{ur} N
HFL0308-KF	-	1.4	3	6.5	8	0.3	0.18	45000	87000	60	16000	-	-	-
HFL0308-KFR	-	1.4	3	6.5	8	0.3	0.06	45000	8000	60	16000	-	-	-
HFL0408-KF	-	1.6	4	8	8	0.3	0.34	34000	8000	80	16000	-	-	-
HFL0408-KFR	-	1.6	4	8	8	0.3	0.1	34000	8000	80	16000	-	-	-
HFL0606-KFR	-	1	6	10	6	0.3	0.5	23000	13000	40	4200	-	-	-
HFL0615-KF	HFL0615	4	6	10	15	0.3	1.76	23000	13000	110	18000	-	-	-
HFL0615-KFR	HFL0615-R	4	6	10	15	0.3	0.6	23000	13000	110	18000	-	-	-
HFL0806-KFR	-	2	8	12	6	0.3	0.7	17000	12000	54	4200	-	-	-
HFL0822-KF	HFL0822	7	8	12	22	0.3	3.15	17000	12000	-	-	3650	3950	550
HFL0822-KFR	HFL0822-R	7	8	12	22	0.3	1	17000	12000	-	-	3650	3950	550
-	HFL1022	8	10	14	22	0.3	5.3	14000	11000	-	-	3950	4500	630
-	HFL1226	18	12	18	26	0.3	12.2	11000	8000	-	-	6300	6700	920
-	HFL1426	20	14	20	26	0.3	17.3	9500	8000	-	-	6800	7800	1080
-	HFL1626	22	16	22	26	0.3	20.5	8500	7500	-	-	7400	9000	1250
-	HFL1826	25	18	24	26	0.3	24.1	7500	7500	-	-	8000	10200	1420
-	HFL2026	27	20	26	26	0.3	28.5	7000	6500	-	-	8500	11400	1590
-	HFL2530	44	25	32	30	0.3	66	5500	5500	-	-	10600	14000	1900
-	HFL3030	51	30	37	30	0.3	90	4500	4500	-	-	11600	16900	2290
-	HFL3530	58	35	42	30	0.3	121	3900	3900	-	-	12200	18800	2550

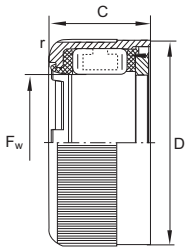

HFL0606-KFR[3], HFL0806-KFR[3]

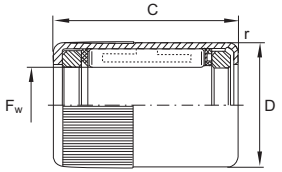

HFL0308-KFR, HFL0408-KFR, HFL0615-R, HFL0615-KFR

单向滚针离合器
One way needle clutch

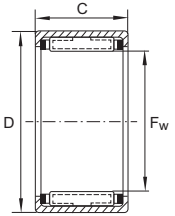

RC FC

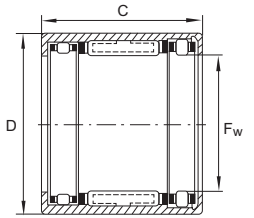

RCB FCB

型 号	重 量	主要尺寸			
		d r	D	B	传动力矩
FC4K	1	4	8	6	0.34
FC6	3	6	10	12	1.76
FC6K	3	6	10	12	1.76
FC8	4	8	14	12	5.3
FC8K	3.5	8	12	12	5
FC10	4.8	10	16	12	6
FCL10K	4	10	14	12	5.3
FC12	11	12	18	16	12.2
FC14K	13	14	20	16	17.3
FC16	14	16	22	16	20.5
FC20	17	20	26	16	28.5
FC25	30	25	32	20	66
FC30	36	30	37	20	90
FC35	40	35	42	20	121

型号	重量	主要尺寸			
		d r	D	B	传动力矩
RC040708	3.5	6.35	11.112	12.7	1.9
RC040708-FS	3.5	6.35	11.112	12.7	1.9
RC061008	4.7	9.525	15.875	12.7	4.83
RC061008-FC	4.7	9.525	15.875	12.7	4.83
RC081208	9.2	12.7	19.05	12.7	7.9
RC081208-FS	9.2	12.7	19.05	12.7	7.9
RC101410	14.5	15.875	22.225	15.88	15.4
RC101410-FC	14.5	15.875	22.225	15.88	15.4
RC121610	17	19.05	25.4	15.88	20.9
RC121610-FS	17	19.05	25.4	15.88	20.9
RC162110	16.2	25.4	33.338	15.88	45
RC162110-FC	16.2	25.4	33.338	15.88	45

型号	重量	主要尺寸			
		F w	D	C	传动力矩
FCB8	10	8	14	20	5
FCB10	15	10	16	20	10
FCB12	18	12	18	26	12.2
FCB16	22	16	22	26	20.5
FCB20	27	20	26	26	28.5
FCB25	44	25	32	30	66
FCB30	51	30	37	30	90
FCB35	58	35	42	30	121

型号	重量	主要尺寸			
		F w	D	C	传动力矩
RCB061014	12	9.525	15.875	22.22	4.83
RCB061014-FS	12	9.525	15.875	22.22	4.83
RCB081214	16	12.7	19.05	22.22	7.9
RCB081214-FC	16	12.7	19.05	22.22	7.9
RCB101416	21.3	15.875	22.225	25.4	15.4
RCB101416-FS	21.3	15.875	22.225	25.4	15.4
RCB121616	26.5	19.05	25.4	25.4	20.9
RCB121616-FC	26.5	19.05	25.4	25.4	20.9
RCB162117	44.8	25.4	33.338	26.99	45
RCB162117-FS	44.8	25.4	33.338	26.99	45

单列或双列
Single row and double row

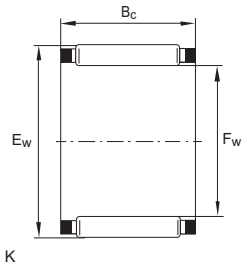

轴承型号 Bearing Designation	质量（克） Mass ≈ g	尺寸（毫米） Dimensions (mm)			基本额定负荷 Basic load ratings		极限疲劳载荷 Fatigue limit load C_{ur} N	极限转速 Limiting speed n_G min^{-1}	参考转速 Reference speed n_B min^{-1}
		F_W	E_W	B_C	dyn. C_r N 动态	stat. C_{or} N 静态			
K3X5X7-TV	0.3	3	5	7	1540	1290	152	50000	78000
K3X5X9-TV	0.4	3	5	9	1710	1480	188	50000	80000
K3X6X7-TV	0.4	3	6	7	1430	970	109	47000	75000
K4X7X7-TV	0.5	4	7	7	1740	1270	145	42500	59000
K4X7X10-TV	0.7	4	7	10	2330	1840	236	42500	59000
K5X8X8-TV	0.7	5	8	8	2350	1920	237	39000	48000
K5X8X10-TV	0.9	5	8	10	3000	2650	350	39000	47000
K6X9X8-TV	0.8	6	9	8	2600	2280	285	36500	41000
K6X9X10-TV	1.1	6	9	10	3350	3150	420	36500	40000
K6X10X13-TV	1.9	6	10	13	3800	3100	395	35500	40000
K7X9X7-TV	0.6	7	9	7	1730	1770	215	35500	40000
K7X10X8-TV	0.9	7	10	8	2850	2650	330	34500	36000
K7X10X10-TV	1	7	10	10	3650	3600	485	34500	35000
K8X11X8-TV	1	8	11	8	3100	3000	375	32500	32000
K8X11X10-TV	1.2	8	11	10	3950	4100	560	32500	31000
K8X11X13-TV	1.7	8	11	13	5100	5800	790	32500	30500
K8X12X10-TV	2	8	12	10	5000	4700	560	31500	29000
K9X12X10-TV	1.5	9	12	10	4500	5000	680	31000	27500
K9X12X13-TV	2.1	9	12	13	5900	7100	970	31000	27000
K10X13X10-TV	1.6	10	13	10	4750	5500	750	29500	24900
K10X13X13-TV	2.3	10	13	13	6200	7800	1060	29500	24400
K10X13X16-TV	2.9	10	13	16	7100	9300	1310	29500	24600
K10X14X10-TV	2.5	10	14	10	5800	6000	720	29000	23500
K10X14X13-TV	4.6	10	14	13	7500	8400	1020	29000	23000
K10X16X12-TV	5.5	10	16	12	8100	7200	1000	27500	21800
K12X15X10-TV	2.9	12	15	10	4900	6100	830	27000	21500
K12X15X13-TV	2.3	12	15	13	6400	8500	1170	27000	21100
K12X16X13-TV	5.5	12	16	13	8000	9400	1150	26500	19900
K12X17X13-TV	4.9	12	17	13	9600	10400	1330	26500	18800
K12X18X12-TV	6	12	18	12	10000	9900	1400	26000	18100

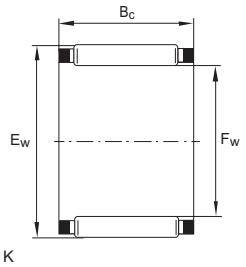

轴承型号 Bearing Designation	质量（克） Mass ≈ g	尺寸（毫米） Dimensions (mm)			基本额定负荷 Basic load ratings		极限疲劳载荷 Fatigue limit load C_{ur} N	极限转速 Limiting speed n_G min^{-1}	参考转速 Reference speed n_B min^{-1}
		F_W	E_W	B_C	dyn. C_r N 动态	stat. C_{or} N 静态			
K14X18X10	4	14	18	10	7100	8500	1060	25000	17300
K14X18X13	6.5	14	18	13	8200	10100	1320	25000	17700
K14X18X15-TV	5	14	18	15	9500	12300	1540	25000	17400
K14X18X17	8	14	18	17	10800	14400	1890	25000	17300
K14X20X12	8.5	14	20	12	10300	10600	1490	24300	16200
K15X18X17-TV	4.6	15	18	17	8000	12100	1730	24600	17700
K15X19X10	5	15	19	10	7500	9200	1140	24300	16200
K15X19X13	7	15	19	13	8500	10900	1420	24300	16600
K15X19X17	9.5	15	19	17	11300	15600	2040	24300	16200
K15X20X13	7	15	20	13	9900	11500	1430	23900	15900
K15X21X15	11	15	21	15	14300	16400	2210	23600	14700
K15X21X21	17	15	21	21	19400	24300	3300	23600	14400
K16X20X10	5.5	16	20	10	7800	9900	1230	23600	15200
K16X20X13	7.5	16	20	13	8900	11800	1530	23600	15600
K16X20X17	10	16	20	17	11700	16800	2190	23600	15200
K16X22X12	10	16	22	12	11500	12500	1780	22900	14300
K16X22X16	12	16	22	16	14800	17500	2390	22900	14100
K16X22X20	17	16	22	20	18300	22800	3050	22900	14000
K16X24X20	22	16	24	20	21400	23500	2950	22400	13200
K17X21X10	5.5	17	21	10	8100	10600	1310	22900	14400
K17X21X13	6.5	17	21	13	10400	14600	1810	22900	14100
K17X21X17	9.5	17	21	17	12200	17900	2350	22900	14400
K18X22X10	6	18	22	10	8400	11300	1400	22400	13600
K18X22X13	8	18	22	13	9200	12700	1650	22400	14200
K18X22X17	11	18	22	17	12100	18000	2360	22400	13900
K18X24X12	12	18	24	12	12800	14900	2120	21800	12700
K18X24X13	13	18	24	13	13100	15300	1990	21800	12900
K18X24X20	18	18	24	20	20200	27000	3550	21800	12400
K18X25X22	23	18	25	22	23100	29000	3750	21600	12200
K19X23X13	8	19	23	13	9500	13500	1760	21800	13500
K19X23X17	11	19	23	17	12500	19200	2500	21800	13200

单列或双列
Single row and double row

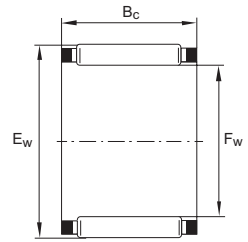

K

轴承型号 Bearing Designation	质量（克） Mass ≈ g	尺寸（毫米） Dimensions (mm)			基本额定负荷 Basic load ratings		极限疲劳载荷 Fatigue limit load C_{ur} N	极限转速 Limiting speed n_G min^{-1}	参考转速 Reference speed n_B min^{-1}
		F_W	E_W	B_C	dyn. C_r N 动态	stat. C_{or} N 静态			
K20X24X10	6.5	**20**	24	10	8900	12600	1570	21300	12400
K20X24X13	9	**20**	24	13	9800	14300	1860	21300	12800
K20X24X17	12	**20**	24	17	12900	20400	2650	21300	12500
K20X16X12	11	**20**	26	12	13400	16200	2310	20900	11700
K20X26X13	12	**20**	26	13	14400	17900	2330	20900	11600
K20X26X17	16	**20**	26	17	19200	26000	3300	20900	11200
K20X26X20	19	**20**	26	20	21100	29000	3850	20900	11400
K20X28X16	20	**20**	28	16	19800	22400	3000	20400	11100
K20X28X20	27	**20**	28	20	23900	28500	3600	20400	11100
K20X28X25	32	**20**	28	25	30500	39000	5300	20400	10800
K20X30X30	49	**20**	30	30	35500	41500	5500	19600	10800
K21X25X13	9	**21**	25	13	10100	15100	1970	20900	12300
K22X26X10	7.5	**22**	26	10	9100	13400	1670	20400	11500
K22X26X13	9.5	**22**	26	13	10400	15900	2080	20400	11800
K22X26X17	12	**22**	26	17	13700	22700	3000	20400	11500
K22X28X17	18	**22**	28	17	19400	27000	3450	19600	10500
K22X29X16	16	**22**	29	16	20000	25500	3350	19200	10300
K22X30X15-TV	18	**22**	30	15	20100	23400	3050	18800	10200
K22X32X24	43	**22**	32	24	34000	40000	4900	18100	9700
K23X35X16-TV	29	**23**	35	16	24500	23900	2950	16900	9500
K24X28X10	8.5	**24**	28	10	9600	14800	1840	18800	10600
K24X28X13	10	**24**	28	13	11000	17600	2290	18800	10800
K24X28X17	13	**24**	28	17	14500	25000	3300	18800	10600
K24X30X17	19	**24**	30	17	19500	27500	3500	18100	10000
K24X30X31-ZW	32	**24**	30	31	27500	43500	5800	18100	10400

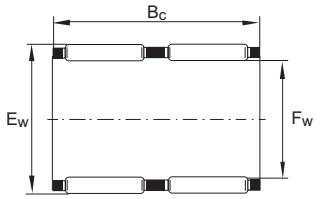

K..-ZW

轴承型号 Bearing Designation	质量（克） Mass ≈ g	尺寸（毫米） Dimensions (mm)			基本额定负荷 Basic load ratings		极限疲劳载荷 Fatigue limit load C_{ur} N	极限转速 Limiting speed n_G min^{-1}	参考转速 Reference speed n_B min^{-1}
		F_W	E_W	B_C	dyn. C_r N 动态	stat. C_{or} N 静态			
K25X29X10	8.5	**25**	29	10	9900	15400	1930	18100	10200
K25X29X13	11	**25**	29	13	11300	18400	2400	18100	10400
K25X29X17	14	**25**	29	17	14900	26000	3450	18100	10200
K25X30X17	16	**25**	30	17	18700	30000.	3850	17800	9600
K25X30X20	18	**25**	30	20	21700	36500	4850	17800	9500
K25X30X26-ZW	19	**25**	30	26	21400	35500	4500	17800	10400
K25X31X17	19	**25**	31	17	19600	28500	3600	17500	9600
K25X31X21	20	**25**	31	21	24700	38000	5100	17500	9400
K25X32X16	21	**25**	32	16	20800	27500	3750	17200	9400
K25X33X20	33	**25**	33	20	28500	38000	4850	16900	9000
K25X33X24	39	**25**	33	24	34000	47000	6300	16900	8900
K25X35X30	65	**25**	35	30	47000	62000	8300	16300	8500
K26X30X13	11	**26**	30	13	11600	19200	2500	17500	10100
K26X30X17	15	**26**	30	17	15200	27500	3600	17500	9800
K26X30X22-ZW	12	**26**	30	22	15700	28500	3550	17500	10400
K28X33X13	13	**28**	33	13	15300	24200	3100	16100	9800
K28X33X17	17	**28**	33	17	19700	33500	4250	16100	8700
K28X34X17	24	**28**	34	17	21800	33500	4300	15800	8600
K28X35X16	24	**28**	35	16	21500	29500	3950	15600	8700
K28X35X18	27	**28**	35	18	24000	34000	4700	15600	8600
K28X40X25	70	**28**	40	25	45500	55000	6600	14400	7700
K30X34X13	14	**30**	34	13	12300	21700	2850	15300	8900
K30X35X13	14	**30**	35	13	15600	25500	3250	15100	8400
K30X35X17	19	**30**	35	17	19600	34000	4300	15100	8300
K30X35X27	30	**30**	35	27	30500	59000	8500	15100	8100
K30X37X16	27	**30**	37	16	23100	33500	4450	14600	8000
K30X37X18	30	**30**	37	18	26000	38500	5300	14600	8000
K30X40X18	48	**30**	40	18	32000	40000	5000	14000	7600
K30X40X30	73	**30**	40	30	49000	69000	9200	14000	7500

单列或双列
Single row and double row

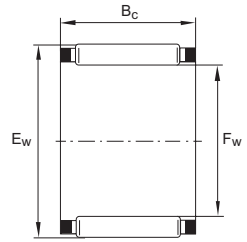

K

轴承型号 Bearing Designation	质量（克） Mass ≈ g	尺寸（毫米） Dimensions (mm)			基本额定负荷 Basic load ratings		极限疲劳载荷 Fatigue limit load C_{ur} N	极限转速 Limiting speed n_G min^{-1}	参考转速 Reference speed n_B min^{-1}
		F_W	E_W	B_C	dyn. C_r N 动态	stat. C_{or} N 静态			
K32X37X13	18	**32**	37	13	15500	25500	3300	14200	8100
K32X37X17	19	**32**	37	17	19900	35500	4500	14200	7900
K32X37X27	30	**32**	37	27	30000	60000	8500	14200	7800
K32X38X20	30	**32**	38	20	26500	45000	6000	14000	7700
K32X39X16	37	**32**	39	16	23800	35500	4700	13800	7600
K32X39X18	31	**32**	39	18	26500	41000	5600	13800	7500
K32X40X25	49	**32**	40	25	37500	58000	7900	13600	7400
K32X40X42-ZW-TV	77	**32**	40	42	50000	84000	10500	13600	7800
K32X46X32	119	**32**	46	32	66000	84000	11100	12600	6700
K35X40X13	19	**35**	40	13	16200	28000	3600	13100	7500
K35X40X17	21	**35**	40	17	20800	38500	4900	13100	7400
K35X40X25	31	**35**	40	25	29500	60000	8400	13100	7200
K35X40X27-TV	39	**35**	40	27	25000	48500	6700	13100	7900
K35X42X16	34	**35**	42	16	24400	37500	5000	12700	7100
K35X42X18	34	**35**	42	18	27500	43000	6000	12700	7100
K35X42X20	37	**35**	42	20	30000	49000	6200	12700	7000
K35X42X30	67	**35**	42	30	39000	68000	9400	12700	7200
K35X45X20	56	**35**	45	20	37000	50000	6500	12300	6800
K35X45X30	80	**35**	45	30	53000	79000	10500	12300	6700
K37X42X17	22	**37**	42	17	22400	43000	5500	12400	6900
K38X43X17	29	**38**	43	17	20500	38500	4850	12100	7000
K38X43X27	43	**38**	43	27	31500	68000	9600	12100	6800
K38X46X20	47	**38**	46	20	35500	57000	7200	11700	6300
K38X46X32	76	**38**	46	32	55000	99000	14200	11700	6200
K39X44X26-ZW	45	**39**	44	26	27500	56000	7100	11800	7000

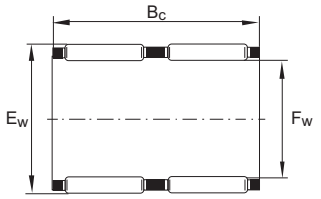

K..-ZW

轴承型号 Bearing Designation	质量（克） Mass ≈ g	尺寸（毫米） Dimensions (mm)			基本额定负荷 Basic load ratings		极限疲劳载荷 Fatigue limit load C_{ur} N	极限转速 Limiting speed n_G min^{-1}	参考转速 Reference speed n_B min^{-1}
		F_W	E_W	B_C	dyn. C_r N 动态	stat. C_{or} N 静态			
K40X45X13	22	**40**	45	13	17600	32500	4200	11500	6600
K40X45X17	31	**40**	45	17	21400	41500	5200	11500	6700
K40X45X27	46	**40**	45	27	33000	73000	10300	11500	6500
K40X47X18	39	**40**	47	18	29500	50000	6900	11300	6300
K40X47X20	42	**40**	47	20	32500	57000	7200	11300	6200
K40X48X20	49	**40**	48	20	36000	59000	7500	11100	6100
K42X47X13	18	**42**	47	13	17800	33500	4350	11000	6400
K42X47X17	32	**42**	47	17	21700	43000	5400	11000	6400
K42X47X30-ZW	54	**42**	47	30	33500	76000	10000	11000	6400
K42X50X20	53	**42**	50	20	35000	57000	7300	10700	6000
K43X48X17	30	**43**	48	17	21600	43000	5400	10800	6300
K43X48X27	50	**43**	48	27	33500	75000	10700	10800	6200
K45X50X17	34	**45**	50	17	22500	46000	5800	10300	6100
K45X50X27	51	**45**	50	27	34500	80000	11400	10300	5900
K45X52X18	42	**45**	52	18	31500	57000	7900	10100	5700
K45X53X20	55	**45**	53	20	39000	67000	8700	10000	5500
K45X53X21	60	**45**	53	21	38500	67000	8600	10000	5600
K45X53X28	81	**45**	53	28	52000	98000	13700	10000	5400
K45X59X18-TV	72	**45**	59	18	44000	54000	6900	9400	5400
K45X59X32	148	**45**	59	32	73000	103000	13800	9400	5300
K47X52X17	35	**47**	52	17	23300	49000	6100	9900	5800
K47X52X27	51	**47**	52	27	35000	83000	11800	9900	5700

单列或双列
Single row and double row

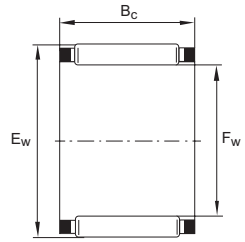

K

轴承型号 Bearing Designation	质量（克） Mass ≈ g	尺寸（毫米） Dimensions (mm)			基本额定负荷 Basic load ratings		极限疲劳载荷 Fatigue limit load C_{ur} N	极限转速 Limiting speed n_G min^{-1}	参考转速 Reference speed n_B min^{-1}
		F_W	E_W	B_C	dyn. C_r N 动态	stat. C_{or} N 静态			
K50X55X13.5	30	**50**	55	13.5	18200	36500	4600	9300	5700
K50X55X17	35	**50**	55	17	22100	47000	7300	9300	5700
K50X55X20	43	**50**	55	20	26500	60000	7800	9300	5500
K50X55X30	65	**50**	55	30	39000	97000	13900	9300	5400
K50X57X18	47	**50**	57	18	33500	63000	8800	9200	5200
K50X58X20	75	**50**	58	20	35500	62000	8800	9100	5400
K50X58X25	90	**50**	58	25	44000	81000	10800	9100	5300
K52X57X12	24	**52**	57	12	18000	36500	4600	9000	5400
K55X60X20	40	**55**	60	20	28500	66000	8600	8500	5100
K55X60X27	60	**55**	60	27	38000	97000	13600	8500	4950
K55X60X30	71	**55**	60	30	41000	108000	15400	8500	4950
K55X62X18	52	**55**	62	18	35500	70000	9800	8400	4750
K55X63X20	57	**55**	63	20	40000	74000	9500	8300	4800
K55X63X25	80	**55**	63	25	51000	101000	13700	8300	4700
K55X63X32	102	**55**	63	32	62000	130000	18600	8300	4650
K58X65X18	52	**58**	65	18	35000	70000	9800	8000	4650
K58X65X36-ZW	127	**58**	65	36	49000	107000	14600	8000	5100
K60X65X20	52	**60**	65	20	29500	72000	9300	7800	4750
K60X65X30	77	**60**	65	30	42500	116000	16600	7800	4650
K60X66X33-ZW	104	**60**	66	33	46000	112000	15100	7800	4800
K60X66X40-ZW	116	**60**	66	40	58000	151000	19900	7800	4650
K60X68X20	71	**60**	68	20	43500	85000	11000	7700	4400
K60X68X23	94	**60**	68	23	49500	101000	13500	7700	4350
K60X68X25	89	**60**	68	25	53000	111000	15200	7700	4350
K60X68X30-ZW	129	**60**	68	30	44500	88000	11300	7700	4950
K60X75X42	140	**60**	75	42	118000	199000	27000	7300	4050
K62X70X40-ZW	174	**62**	70	40	66000	146000	20500	7400	4550
K64X70X16	53	**64**	70	16	28000	60000	8100	7300	4500

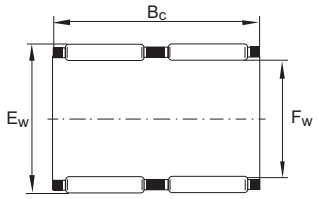

K..-ZW

轴承型号 Bearing Designation	质量（克） Mass ≈ g	尺寸（毫米） Dimensions (mm)			基本额定负荷 Basic load ratings		极限疲劳载荷 Fatigue limit load C_{ur} N	极限转速 Limiting speed n_G min^{-1}	参考转速 Reference speed n_B min^{-1}
		F_W	E_W	B_C	dyn. C_r N 动态	stat. C_{or} N 静态			
K65X70X20	56	**65**	70	20	30500	77000	10000	7300	4450
K65X70X30	83	**65**	70	30	44000	124000	17800	7300	4350
K65X73X23	108	**65**	73	23	46000	94000	12200	7100	4300
K65X73X30	141	**65**	73	30	57000	123000	17100	7100	4300
K68X74X20	71	**68**	74	20	35500	84000	11000	6900	4200
K68X74X30	100	**68**	74	30	46500	118000	16900	6900	4300
K68X74X35-ZW	120	**68**	74	35	48500	125000	17200	6900	4450
K70X76X20	71	**70**	76	20	36000	86000	11300	6700	4100
K70X76X30	110	**70**	76	30	52000	139000	20100	6700	4000
K70X78X30	148	**70**	78	30	60000	135000	18800	6600	4000
K72X80X20	98	**72**	80	20	41500	85000	11900	6400	4050
K73X79X20	75	**73**	79	20	37000	90000	11800	6400	4000
K75X81X20	79	**75**	81	20	37500	94000	12300	6300	3850
K75X81X30	114	**75**	81	30	52000	143000	20400	6300	3850
K75X83X23	124	**75**	83	23	50000	109000	14200	6200	3800
K75X83X30	147	**75**	83	30	62000	143000	20000	6200	3800
K75X83X35-ZW	182	**75**	83	35	63000	147000	19900	6200	3950
K75X83X40-ZW	211	**75**	83	40	73000	177000	25000	6200	3900
K80X86X20	60	**80**	86	20	38500	98000	12900	5900	3700
K80X88X30	138	**80**	88	30	71000	176000	25000	5800	3400
K80X88X40-ZW	227	**80**	88	40	76000	192000	27000	5800	3700
K80X88X46-ZW	260	**80**	88	46	88000	231000	30000	5800	3650
K85X92X20	102	**85**	92	20	44500	108000	15100	5500	3450
K90X97X20	109	**90**	97	20	45000	113000	15800	5200	3300
K90X98X27	150	**90**	98	27	61000	150000	20300	5200	3300
K90X98X30	172	**90**	98	30	68000	172000	24000	5200	3300
K95X103X30	165	**95**	103	30	69000	180000	25000	4950	3150
K95X103X40-ZW	266	**95**	103	40	83000	228000	32500	4950	3200

单列或双列
Single row and double row

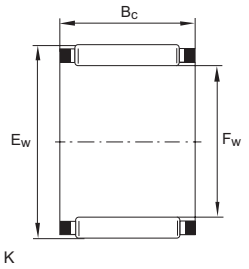

轴承型号 Bearing Designation	质量（克） Mass ≈ g	尺寸（毫米） Dimensions (mm)			基本额定负荷 Basic load ratings		极限疲劳载荷 Fatigue limit load C_{ur} N	极限转速 Limiting speed n_G min^{-1}	参考转速 Reference speed n_B min^{-1}
		F_W	E_W	B_C	dyn. C_r N 动态	stat. C_{or} N 静态			
K100X107X21	120	**100**	107	21	48000	127000	17600	4750	3100
K100X108X27	185	**100**	108	27	57000	143000	18900	4700	3200
K100X108X30	180	**100**	108	30	71000	188000	26000	4700	3050
K105X112X21	129	**105**	112	21	47500	127000	17400	4500	3000
K110X117X24	172	**110**	117	24	56000	158000	19800	4300	2850
K110X118X30	217	**110**	118	30	78000	219000	29500	4300	2750
K115X123X27	200	**115**	123	27	63000	170000	21600	4100	2850
K120X127X24	165	**120**	127	24	59000	174000	21400	3950	2650
K125X133X35	275	**125**	133	35	86000	260000	34500	3800	2600
K130X137X24	170	**130**	137	24	61000	186000	22300	3650	2500
K135X143X35	300	**135**	143	35	91000	290000	37500	3550	2390
K145X153X26	262	**145**	153	26	74000	225000	27000	3300	2280
K150X160X46	570	**150**	160	46	147000	470000	60000	3150	2100
K155X163X26	265	**155**	163	26	75000	236000	28000	3100	2180
K160X170X46	550	**160**	170	46	152000	510000	63000	2950	1970
K165X173X26	320	**165**	173	26	81000	265000	30500	2900	2030
K175X183X32	400	**175**	183	32	99000	350000	41500	2750	1930
K185X195X37	607	**185**	195	37	128000	425000	48500	2600	1840
K195X205X37	620	**195**	205	37	133000	450000	51000	2450	1760
K210X220X42	740	**210**	220	42	154000	560000	63000	2280	1590
K220X230X42	790	**220**	230	42	158000	590000	66000	2180	1510
K240X250X42	850	**240**	250	42	164000	630000	69000	2000	1390
K265X280X50	1810	**265**	280	50	255000	860000	91000	1800	1160



推力滚针轴承 AXK,AXW系列
推力圆柱滚子轴承 811,812,893,874,894系列

NJSKT-推力滚针和保持架组件或推力圆柱滚子轴承是在一套滚道垫圈间配置带保持架的滚针(滚子)，保持架可靠地引导并夹持大量滚动体，同一组件中的滚动体仅有极其微小的差异,NJSKT滚针轴承或推力圆柱轴承仅能支承一个方向轴向负荷的轴承，可作为刚性良好且轴向占有空间最小的轴承配置。若相邻部件的表机可作为滚针和保持架推力组件的滚道，轴承配置可极其紧凑。如这种方案不能实施，在有足够支承空间的条件下，采用AS系列垫圈组合也能获得很小的轴向断面高度。与较厚的LS、GS、WS、ZS系列垫圈的组合，应用在所需不同的场合同样十分有效。适用的AS、LS、GA、WS、ZS系列垫圈，订货时须单独订阅。

Thrust needle roller bearings AX, AXW series
Thrust-cylindrical roller bearings 811, 812, 893, 874, 894series

NJSKT thrust needle and retainer assembly are composed of a set of tray ring gaskets combined with retainer with roll bearings (needles). The stand leads and holds many rolling elements (only very tiny differences among the elements in the same group). The thrust needle bearings or Thrust-cylindrical roller bearings can support the bearings with the axial directional load and so they can be used as the bearings with good rigidity and minimum axial occupied spaces. If the surface of the adjacent parts can be used as a tray for the rolling needles and the holding stand assembly should be recommended when the support space is big enough so that a small axial cross sectional altitude can be achieved. Same effectiveness can be ensured in different cases when combined with the relatively thicker ring gaskets of LS, GS, WS, ZS series. The applicable gaskets series of AS, LS, GS, WS, ZS are optional and will be ordered sparately by the buyers.

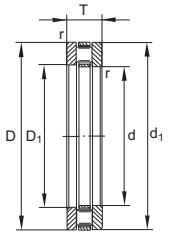

811, 812

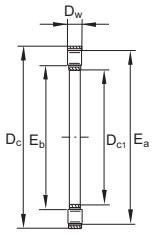

K811, K812

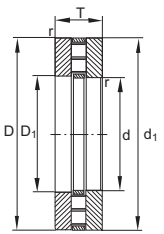

893, 894

成套轴承型号 Complete bearings Designation				质量（克） Mass ≈ g	推力圆柱滚子和保持架组件 Axial cylindrical roller bearing and cage assembly 轴承型号 Bearing Designation	质量（克） Mass ≈ g	推力垫片 Axial bearing washers Housing 座圈型号 locating washer Desig-nation	Shaft 轴圈型号 locating washer Desig-nation	Bearing washer Desig-nation	质量（克） Mass ≈ g
81102-TV	-	-	-	0.024	**K81102-TV**	0.006	**GS81102**	**WS81102**	**LS1528**	0.008
81103-TV	-	-	-	0.027	**K81103-TV**	0.009	**GS81103**	**WS81103**	**LS1730**	0.009
81104-TV	-	-	-	0.037	**K81104-TV**	0.013	**GS81104**	**WS81104**	**LS2035**	0.012
81105-TV	-	-	-	0.053	**K81105-TV**	0.015	**GS81105**	**WS81105**	**LS2542**	0.019
81106-TV	-	-	-	0.057	**K81106-TV**	0.017	**GS81106**	**WS81106**	**LS3047**	0.02
-	**81206-TV**	-	-	0.123	**K81206-TV**	0.033	**GS81206**	**WS81206**	-	0.045
-	-	**89306-TV**	-	0.24	**K89306-TV**	0.04	**GS89306**	**WS89306**	-	0.095
81107-TV	-	-	-	0.073	**K81107-TV**	0.019	**GS81107**	**WS81107**	**LS3552**	0.027
-	**81207-TV**	-	-	0.195	**K81207-TV**	0.043	**GS81207**	**WS81207**	-	0.076
-	-	**89307-TV**	-	0.34	**K89307-TV**	0.053	**GS89307**	**WS89307**	-	0.134
81108-TV	-	-	-	0.105	**K81108-TV**	0.031	**GS81108**	**WS81108**	**LS4060**	0.037
-	**81208-TV**	-	-	0.249	**K81208-TV**	0.081	**GS81208**	**WS81208**	-	0.084
-	-	**89308-TV**	-	0.484	**K89308-TV**	0.098	**GS89308**	**WS89308**	-	0.193
81109-TV	-	-	-	0.13	**K81109-TV**	0.035	**GS81109**	**WS81109**	**LS4565**	0.047
-	**81209-TV**	-	-	0.287	**K81209-TV**	0.085	**GS81209**	**WS81209**	-	0.101
-	-	**89309-TV**	-	0.615	**K89309-TV**	0.121	**GS89309**	**WS89309**	-	0.247
81110-TV	-	-	-	0.14	**K81110-TV**	0.038	**GS81110**	**WS81110**	**LS5070**	0.051
-	**81210-TV**	-	-	0.356	**K81210-TV**	0.098	**GS81210**	**WS81210**	-	0.129
-	-	**89310-TV**	-	0.887	**K89310-TV**	0.175	**GS89310**	**WS89310**	-	0.356
81111-TV	-	-	-	0.218	**K81111-TV**	0.045	**GS81111**	**WS81111**	**LS5578**	0.082
-	**81211-TV**	-	-	0.568	**K81211-TV**	0.166	**GS81211**	**WS81211**	-	0.201
-	-	**89311-TV**	-	1.18	**K89311-TV**	0.195	**GS89311**	**WS89311**	-	0.485
81112-TV	-	-	-	0.266	**K81112-TV**	0.082	**GS81112**	**WS81112**	**LS6085**	0.092
-	**81212-TV**	-	-	0.642	**K81212-TV**	0.176	**GS81212**	**WS81212**	-	0.233
-	-	**89312-TV**	-	1.26	**K89312-TV**	0.21	**GS89312**	**WS89312**	-	0.517
-	-	-	**89412-TV**	2.818	**K89412-TV**	0.538	**GS89412**	**WS89412**	-	1.115

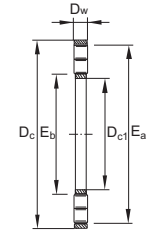

K893, K894

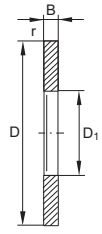

GS811, GS812, GS893, GS894

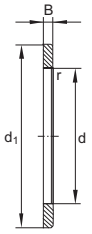

WS811, WS812, WS893, WS894

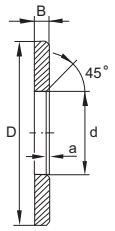

LS

尺寸 Dimensions D_{c1} d	D_1	D_{c1} D	d_1	T	D_w	B	a r min.	滚道尺寸 Raceway dimensions E_b	E_a	基本额定载荷 Basic load ratings dyn. C_a N 动态	stat. C_{oa} N 静态	极限疲劳载荷 Fatigue limit load C_{ua} N	极限转速 Limiting speed n_G min^{-1}	参考转速 Reference speed n_B min^{-1}
15	16	28	28	9	3.5	2.75	0.3	16	27	14400	28500	4000	13400	6300
17	18	30	30	9	3.5	2.75	0.3	18	29	15900	33500	4650	12300	5400
20	21	35	35	10	4.5	2.75	0.3	21	34	24900	53000	7300	10500	4300
25	26	42	42	11	5	3	0.6	26	41	33500	76000	7100	8600	3500
30	32	47	47	11	5	3	0.6	31	46	35500	86000	8000	7500	3050
30	32	52	52	16	7.5	4.25	0.6	31	50	64000	141000	14100	7000	2650
30	32	60	60	18	5.5	6.25	1	33	59	69000	197000	18900	6400	2600
35	37	52	52	12	5	3.5	0.6	36	51	39000	101000	9500	6600	2600
35	37	62	62	18	7.5	5.25	1	39	58	80000	199000	20000	5900	2320
35	37	68	68	20	6	7	1	38	67	80000	237000	23200	5600	2390
40	42	60	60	13	6	3.5	0.6	42	58	56000	148000	14500	5800	2190
40	42	68	68	19	9	5	1	43	66	107000	265000	23300	5300	1860
40	42	78	78	22	7	7.5	1	44	77	122000	385000	39000	4900	1780
45	47	65	65	14	6	4	0.6	47	63	59000	163000	16000	5200	1970
45	47	73	73	20	9	5.5	1	48	70	105000	265000	23300	4900	1820
45	47	85	85	24	7.5	8.25	1	49	83	139000	445000	44500	4450	1620
50	52	70	70	14	6	4	0.6	52	68	61000	177000	17400	4800	1810
50	52	78	78	22	9	6.5	1	53	75	117000	315000	27500	4500	1550
50	52	95	95	27	8	9.5	1	56	92	167000	560000	58000	3950	1460
55	57	78	78	16	6	5	0.6	57	77	90000	300000	31000	4350	1330
55	57	90	90	25	11	7	1	59	85	154000	405000	38500	3950	1510
55	57	105	105	30	9	10.5	1.1	61	103	184000	600000	52000	3600	1490
60	62	85	85	17	7.5	4.75	1	62	82	103000	315000	32000	3950	1360
60	62	95	95	26	11	7.5	1	64	91	172000	480000	45500	3700	1300
60	62	110	110	30	9	10.5	1.1	66	108	196000	670000	58000	3400	1350
60	62	130	130	42	14	14	1.5	65	126	390000	1220000	121000	3050	1080

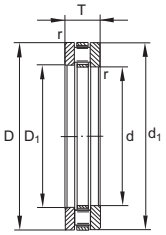

811, 812

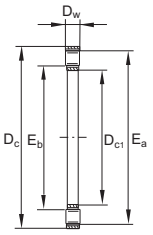

K811, K812

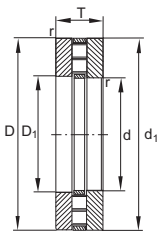

893, 894

成套轴承型号 Complete bearings Designation				质量（克） Mass ≈ g	推力圆柱滚子和保持架组件 Axial cylindrical roller bearing and cage assembly		推力垫片 Axial bearing washers			
					轴承型号 Bearing Designation	质量（克） Mass ≈ g	Housing 座圈型号 locating washer Desig-nation	Shaft 轴圈型号 locating washer Desig-nation	Bearing washer Desig-nation	质量（克） Mass ≈ g
81113-TV	-	-	-	0.31	**K81113-TV**	0.09	**GS81113**	**WS81113**	**LS6590**	0.11
-	**81213-TV**	-	-	0.721	**K81213-TV**	0.185	**GS81213**	**WS81213**	-	0.268
-	-	**89313-TV**	-	1.33	**K89313-TV**	0.21	**GS89313**	**WS89313**	-	0.535
-	-	-	**89413-TV**	3.52	**K89413-TV**	0.72	**GS89413**	**WS89413**	-	1.4
81114-TV	-	-	-	0.332	**K81114-TV**	0.092	**GS81114**	**WS81114**	**LS7095**	0.12
-	**81214-TV**	-	-	0.768	**K81214-TV**	0.212	**GS81214**	**WS81214**	-	0.278
-	-	**89314-TV**	-	1.82	**K89314-TV**	0.29	**GS89314**	**WS89314**	-	1.8
-	-	-	**89414-TV**	4.18	**K89414-TV**	0.76	**GS89414**	**WS89414**	-	1.73
81115-TV	-	-	-	0.393	**K81115-TV**	0.096	**GS81115**	**WS81115**	**LS75100**	0.136
-	**81215-TV**	-	-	0.8	**K81215-TV**	0.195	**GS81215**	**WS81215**	-	0.293
-	-	**89315-TV**	-	2.23	**K89315-TV**	0.375	**GS89315**	**WS89315**	-	0.97
-	-	-	**89415-M**	5.96	**K89415-M**	1.78	**GS89415**	**WS89415**	-	2.09
81116-TV	-	-	-	0.4	**K81116-TV**	0.095	**GS81116**	**WS81116**	**LS80105**	0.144
-	**81216-TV**	-	-	0.9	**K81216-TV**	0.234	**GS81216**	**WS81216**	-	0.333
-	-	**89316-TV**	-	2.37	**K89316-TV**	0.42	**GS89316**	**WS89316**	-	1.02
-	-	-	**89416-M**	7.04	**K89416-M**	2.04	**GS89416**	**WS89416**	-	2.5
81117-TV	-	-	-	0.42	**K81117-TV**	0.118	**GS81117**	**WS81117**	**LS85110**	0.151
-	**81217-TV**	-	-	1.26	**K81217-TV**	0.28	**GS81217**	**WS81217**	-	0.49
-	-	**89317-M**	-	3.39	**K89317-M**	0.93	**GS89317**	**WS89317**	-	1.23
-	-	-	**89417-M**	8.65	**K89417-M**	2.71	**GS89417**	**WS89417**	-	2.97
81118-TV	-	-	-	0.62	**K81118-TV**	0.15	**GS81118**	**WS81118**	**LS90120**	0.225
-	**81218-TV**	-	-	1.77	**K81218-TV**	0.54	**GS81218**	**WS81218**	-	0.614
-	-	**89318-M**	-	3.63	**K89318-M**	0.97	**GS89318**	**WS89318**	-	1.33
-	-	-	**89418-M**	9.94	**K89418-M**	3.04	**GS89418**	**WS89418**	-	3.45
81120-TV	-	-	-	0.95	**K81120-TV**	0.25	**GS81120**	**WS81120**	**LS100135**	0.35
-	**81220-TV**	-	-	2.2	**K81220-M**	0.6	**GS81220**	**WS81220**	-	0.8
-	-	**89320-M**	-	4.56	**K89320-M**	1.18	**GS89320**	**WS89320**	-	1.69
-	-	-	**89420-M**	13.4	**K89420-M**	3.92	**GS89420**	**WS89420**	-	4.75

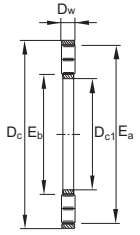

K893, K894

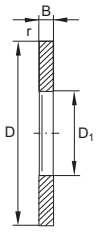

GS811, GS812, GS893, GS894

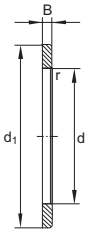

WS811, WS812, WS893, WS894

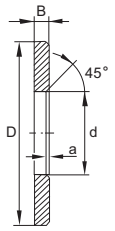

LS

尺寸 Dimensions									滚道尺寸 Raceway dimensions		基本额定载荷 Basic load ratings		极限疲劳载荷 Fatigue limit load	极限转速 Limiting speed	参考转速 Refer-ence speed
D_{c1} d	D_1	D_{c1} D	d_1	T	D_w	B	a r min.		E_b	E_a	dyn. C_a N 动态	stat. C_{oa} N 静态	C_{ua} N	n_G min^{-1}	n_B min^{-1}
65	67	90	90	18	7.5	5.25	1		67	87	107000	340000	34000	3700	1260
65	67	100	100	27	11	8	1		69	96	177000	500000	48000	3500	1240
65	67	115	115	30	9	10.5	1.1		71	113	194000	670000	58000	3200	1330
65	68	140	140	45	15	15	2		70	135	445000	1410000	139000	2800	1000
70	72	95	95	18	7.5	5.25	1		72	92	111000	365000	36500	3500	1170
70	72	105	105	27	11	8	1		74	102	187000	550000	53000	3300	1130
70	72	125	125	34	10	12	1.1		76	123	239000	830000	74000	2950	1200
70	73	150	150	48	16	16	2		76	147	475000	1500000	148000	2600	1000
75	77	100	100	19	7.5	5.75	1		78	97	107000	350000	35500	3300	1190
75	77	110	110	27	11	8	1		79	106	172000	500000	48000	3100	1210
75	77	135	135	36	11	12.5	1.5		81	132	285000	1010000	92000	2750	1080
75	78	160	160	51	17	17	2		82	156	500000	1580000	150000	2450	1000
80	82	105	105	19	7.5	5.75	1		83	102	106000	350000	35500	3100	1170
80	82	115	115	28	11	8.5	1		84	112	201000	630000	60000	2950	990
80	82	140	140	36	11	12.5	1.5		86	137	305000	1110000	99000	2600	990
80	83	170	170	54	18	18	2.1		88	165	560000	1770000	169000	2300	950
85	87	110	110	19	7.5	5.75	1		87	108	112000	385000	39000	2950	1070
85	88	125	125	31	12	9.5	1		90	119	217000	660000	64000	2750	1060
85	88	150	150	39	12	13.5	1.5		93	146	325000	1140000	104000	2450	1030
85	88	180	180	58	19	19.5	2.1		93	175	620000	1980000	188000	2170	900
90	92	120	120	22	9	6.5	1		93	117	141000	465000	40000	2750	1070
90	93	135	135	35	14	10.5	1.1		95	129	290000	890000	88000	2550	910
90	93	155	155	39	12	13.5	1.5		98	151	335000	1200000	108000	2350	980
90	93	190	190	60	20	20	2.1		99	185	680000	2200000	207000	2060	850
100	102	135	135	25	11	7	1		104	131	199000	650000	59000	2450	920
100	103	150	150	38	15	11.5	1.1		107	142	340000	1080000	104000	2300	840
100	103	170	170	42	13	14.5	1.5		109	166	380000	1400000	122000	2130	910
100	103	210	210	67	22	22.5	3		111	205	850000	2850000	265000	1860	720

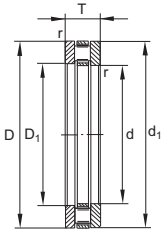

811, 812

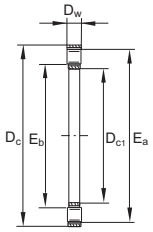

K811, K812

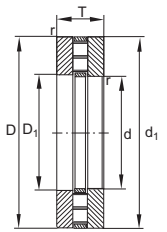

893, 894

成套轴承型号 Complete bearings Designation				质量（克） Mass ≈ g	推力圆柱滚子和保持架组件 Axial cylindrical roller bearing and cage assembly 轴承型号 Bearing Designation	质量（克） Mass ≈ g	推力垫片 Axial bearing washers Housing 座圈型号 locating washer Desig-nation	Shaft 轴圈型号 locating washer Desig-nation	Bearing washer Desig-nation	质量（克） Mass ≈ g
81122-TV	-	-	-	1.04	**K81122-TV**	0.27	**GS81122**	**WS81122**	**LS110145**	0.385
-	**81222-TV**	-	-	2.29	**K81222-TV**	0.53	**GS81222**	**WS81222**	-	0.88
-	-	**89322-M**	-	6.7	**K89322-M**	1.83	**GS89322**	**WS89322**	-	2.44
-	-	-	**89422-M**	17.4	**K89422-M**	5.11	**GS89422**	**WS89422**	-	6.15
81124-TV	-	-	-	1.12	**K81124-TV**	0.29	**GS81124**	**WS81124**	**LS120155**	0.415
-	**81224-TV**	-	-	2.54	**K81224-TV**	0.58	**GS81224**	**WS81224**	-	0.98
-	-	**89324-M**	-	9.44	**K89324-M**	2.64	**GS89324**	**WS89324**	-	3.4
-	-	-	**89424-M**	21.9	**K89424-M**	6.37	**GS89424**	**WS89424**	-	7.7
81126-TV	-	-	-	1.67	**K81126-TV**	0.38	**GS81126**	**WS81126**	**LS130170**	0.643
-	**81226-TV**	-	-	3.98	**K81226-TV**	0.92	**GS81226**	**WS81226**	-	1.53
-	-	**89326-M**	-	11.2	**K89326-M**	2.09	**GS89326**	**WS89326**	-	4.405
-	-	-	**89426-M**	27.1	**K89426-M**	7.96	**GS89426**	**WS89426**	-	9.5
81128-TV	-	-	-	1.9	**K81128-TV**	0.4	**GS81128**	**WS81128**	**LS140180**	0.749
-	**81228-M**	-	-	5.07	**K81228-M**	1.8	**GS81228**	**WS81228**	-	1.635
-	-	**89328-M**	-	13.2	**K89328-M**	2.57	**GS89328**	**WS89328**	-	4.8
-	-	-	**89428-M**	29.8	**K89428-M**	8.53	**GS89428**	**WS89428**	-	10.6
81130-TV	-	-	-	2.2	**K81130-TV**	0.43	**GS81130**	**WS81130**	**LS150190**	0.796
-	**81230-M**	-	-	7.17	**K81230-M**	2.81	**GS81230**	**WS81230**	-	2.18
-	-	**89330-M**	-	13.9	**K89330-M**	3.75	**GS89330**	**WS89330**	-	5.06
-	-	-	**89430-M**	35.4	**K89430-M**	10.4	**GS89430**	**WS89430**	-	12.5
81132-TV	-	-	-	2.12	**K81132-TV**	0.44	**GS81132**	**WS81132**	**LS160200**	0.842
-	**81232-M**	-	-	7.6	**K81232-M**	3.01	**GS81232**	**WS81232**	-	2.3
-	-	-	**89432-M**	42	**K89432-M**	12.4	**GS89432**	**WS89432**	-	14.8
81134-TV	-	-	-	2.41	**K81134-TV**	0.66	**GS81134**	**WS81134**	-	1.1
-	**81234-M**	-	-	9.3	**K81234-M**	3.5	**GS81234**	**WS81234**	-	2.9
-	-	-	**89434-M**	51.9	**K89434-M**	14.9	**GS89434**	**WS89434**	-	18.5

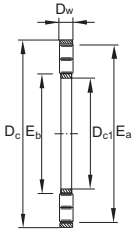

K893, K894

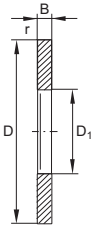

GS811, GS812, GS893, GS894

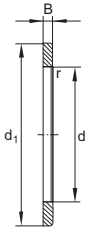

WS811, WS812, WS893, WS894

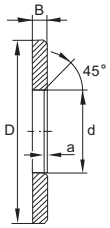

LS

尺寸 Dimensions D_{c1} d	D_1	D_{c1} D	d_1	T	D_w	B	a r min.	滚道尺寸 Raceway dimensions E_b	E_a	基本额定载荷 Basic load ratings dyn. C_a N 动态	stat. C_{oa} N 静态	极限疲劳载荷 Fatigue limit load C_{ua} N	极限转速 Limiting speed n_G min^{-1}	参考转速 Reference speed n_B min^{-1}
110	112	145	145	25	11	7	1	114	141	207000	700000	62000	2260	850
110	113	160	160	38	15	11.5	1.1	117	152	325000	1030000	98000	2130	860
110	113	190	190	48	15	16.5	2	120	185	500000	1870000	166000	1920	790
110	113	230	230	73	24	24.5	3	121	223	1000000	3400000	315000	1690	640
120	122	155	155	25	11	7	1	124	151	214000	760000	65000	2090	780
120	123	170	170	39	15	12	1.1	127	162	340000	1120000	104000	1990	790
120	123	210	210	54	17	18.5	2.1	132	205	640000	2420000	210000	1750	690
120	123	250	250	78	26	26	4	133	243	1160000	4000000	365000	1560	580
130	132	170	170	30	12	9	1	135	165	250000	900000	79000	1920	760
130	133	190	187	45	19	13	1.5	137	181	480000	1520000	143000	1800	710
130	134	225	225	58	18	20	2.1	141	219	710000	2700000	237000	1620	650
130	134	270	270	85	28	28.5	4	145	263	1330000	4600000	405000	1440	530
140	142	180	178	31	12	9.5	1	145	175	260000	960000	83000	1800	710
140	143	200	197	46	19	13.5	1.5	151	195	455000	1450000	133000	1690	730
140	144	240	240	60	19	20.5	2.1	152	234	820000	3200000	275000	1520	570
140	144	280	280	85	28	28.5	4	155	273	1380000	4950000	430000	1370	490
150	152	190	188	31	12	9.5	1	155	185	270000	1020000	86000	1690	660
150	153	215	212	50	21	14.5	1.5	162	210	590000	1940000	175000	1580	650
150	154	250	250	60	19	20.5	2.1	162	244	840000	3350000	285000	1440	510
150	154	300	300	90	30	30	4	167	293	1570000	5700000	495000	1280	445
160	162	200	198	31	12	9.5	1	165	195	260000	990000	82000	1600	670
160	163	225	222	51	21	15	1.5	171	219	600000	2030000	181000	1500	610
160	164	320	320	95	32	5	5	179	313	1780000	6500000	560000	1200	410
170	172	215	213	34	14	1.1	1.1	176	209	360000	1380000	116000	1500	570
170	173	240	237	55	22	1.5	1.5	184	233	680000	2340000	207000	1400	600
170	174	340	340	103	34	5	5	191	333	1990000	7400000	640000	1130	375

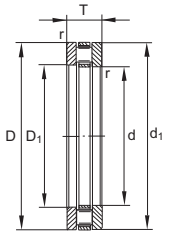

811, 812

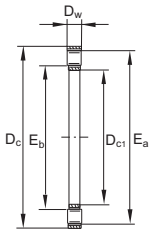

K811, K812

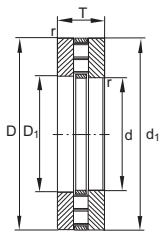

893, 894

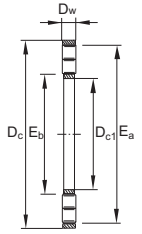

K893, K894

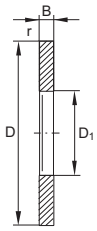

GS811, GS812,
GS893, GS894

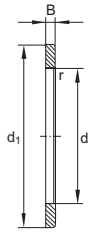

WS811, WS812,
WS893, WS894

成套轴承型号 Complete bearings Designation			质量（克） Mass ≈ g	推力圆柱滚子和保持架组件 Axial cylindrical roller bearing and cage assembly		推力垫片 Axial bearing washers		
				轴承型号 Bearing Designation	质量（克） Mass ≈ g	Housing locating washer 座圈型号 Designation	Shaft locating washer 轴圈型号 Designation	质量（克） Mass ≈ g
81136-M	-	-	3.3	**K81136-M**	1.46	**GS81136**	**WS81136**	1.12
-	**81236-M**	-	9.9	**K81236-M**	3.67	**GS81236**	**WS81236**	3.13
-	-	**89436-M**	60	**K89436-M**	17.6	**GS89436**	**WS89436**	21.3
81138-M	-	-	1.74	**K81138-M**	1.84	**GS81138**	**WS81138**	1.45
-	**81238-M**	-	12.8	**K81238-M**	5.17	**GS81238**	**WS81238**	3.835
-	-	**89438-M**	72.1	**K89438-M**	20.9	**GS89438**	**WS89438**	25.6
81140-M	-	-	4.95	**K81140-M**	1.93	**GS81140**	**WS81140**	1.51
-	**81240-M**	-	14.2	**K81240-M**	5.4	**GS81240**	**WS81240**	4.41
-	-	**89440-M**	82.6	**K89440-M**	24	**GS89440**	**WS89440**	29.3
81144-M	-	-	5.22	**K81144-M**	2.04	**GS81144**	**WS81144**	1.59
-	**81244-M**	-	15.3	**K81244-M**	5.8	**GS81244**	**WS81244**	4.75
-	-	**89444-M**	90.1	**K89444-M**	25.7	**GS89444**	**WS89444**	32.2
81148-M	-	-	8.45	**K81148-M**	3.32	**GS81148**	**WS81148**	2.57
-	**81248-M**	-	26.2	**K81248-M**	9.94	**GS81248**	**WS81248**	8.15
-	-	**89448-M**	95.9	**K89448-M**	27.3	**GS89448**	**WS89448**	34.3
81152-M	-	-	9.08	**K81152-M**	3.55	**GS81152**	**WS81152**	2.765
-	**81252-M**	-	28.6	**K81252-M**	10.8	**GS81252**	**WS81252**	8.9
-	-	**89452-M**	125	**K89452-M**	36.8	**GS89452**	**WS89452**	44.25
81156-M	-	-	12.6	**K81156-M**	5.31	**GS81156**	**WS81156**	3.65
-	**81256-M**	-	31	**K81256-M**	11.5	**GS81256**	**WS81256**	9.75
-	-	**89456-M**	159	**K89456-M**	47.5	**GS89456**	**WS89456**	55.6
81160-M	-	-	19.4	**K81160-M**	7.6	**GS81160**	**WS81160**	5.92
-	**81260-M**	-	48.25	**K81260-M**	17.8	**GS81260**	**WS81260**	15.2
-	-	**89460-M**	170	**K89460-M**	49.8	**GS89460**	**WS89460**	60.15
81164-M	-	-	20.7	**K81164-M**	8.04	**GS81164**	**WS81164**	6.35
-	-	**89464-M**	203	**K89464-M**	80.3	**GS89464**	**WS89464**	61.5

尺寸 Dimensions								滚道尺寸 Raceway dimensions		基本额定载荷 Basic load ratings		极限疲劳载荷 Fatigue limit load	极限转速 Limiting speed	参考转速 Reference speed
D_{c1} d	D_1	D_{c1} D	d_1	T	D_w	B	a r min.	E_b	E_a	dyn. C_a N 动态	stat. C_{oa} N 静态	C_{ua} N	n_G min^{-1}	n_B min^{-1}
180	183	225	222	34	14	10	1.1	186	220	340000	1300000	107000	1420	590
180	183	250	247	56	22	17	1.5	194	243	690000	2440000	213000	1340	580
180	184	360	360	109	36	36.5	5	200	351	2210000	8200000	690000	1070	360
190	193	240	237	37	15	11	1.1	198	234	385000	1500000	123000	1340	570
190	194	270	267	62	26	18	2	205	263	880000	3000000	270000	1250	530
190	195	380	380	115	38	38.5	5	212	371	2450000	9200000	770000	1100	330
200	203	250	247	37	15	11	1.1	208	244	390000	1550000	125000	1280	530
200	204	280	277	62	26	18	2	215	273	900000	3150000	280000	1200	485
200	2045	400	400	122	40	41	5	224	391	2700000	10200000	840000	960	315
220	223	270	267	37	15	11	1.1	228	264	420000	1730000	137000	1180	470
220	224	300	297	63	26	18.5	2	236	294	940000	3450000	295000	1110	435
220	225	420	420	122	40	41	6	244	411	2900000	11500000	940000	900	270
240	243	300	297	45	18	13.5	1.5	253	294	600000	2500000	199000	1070	440
240	244	340	335	78	32	23	2.1	263	333	1370000	5000000	425000	990	395
240	245	440	440	122	40	41	6	264	431	3000000	12200000	980000	850	250
260	263	320	317	45	18	13.5	1.5	272	314	620000	2650000	205000	990	390
260	264	360	355	79	32	23.5	2.1	281	351	1441000	5400000	455000	930	355
260	265	480	480	132	44	44	6	286	468	3600000	14700000	1160000	780	224
280	283	350	347	53	22	15.5	1.5	294	344	860000	3650000	285000	910	345
280	284	380	375	80	32	24	2.1	301	371	1460000	5600000	465000	870	335
280	285	520	520	145	48	48.5	6	309	508	4200000	17600000	1360000	720	199
300	304	380	376	62	25	18.5	2	316	372	1060000	4500000	355000	850	330
300	304	420	415	95	38	28.5	3	329	412	1930000	7300000	600000	800	305
300	305	540	540	145	48	48.5	6	329	528	4350000	18500000	1420000	690	188
320	324	400	396	63	25	19	2	336	392	1100000	4750000	370000	800	290
320	325	580	575	155	68	43.5	7.5	343	566	5500000	19900000	1430000	640	185

AXK带轴向定位圈
AXK with axial bearing washer

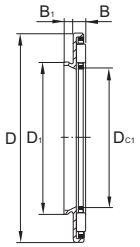

AXW

轴 径 Shaft Diameter	轴承型号 Bearing Designation	重 量 Mass	尺 寸 Dimensions					基本额定负荷 Basic Load Rating		极限转速 Limiting Speed
			D_{c1}	D_1	D	B	B_1	动 Cr Dynamic	静 Cor Static	油润滑 注1 Oil
mm		g	mm					N		rpm
10	AXW 10	8.3	10	14	27	3.2	3	9 100	24 000	14 000
12	AXW 12	9.1	12	16	29	3.2	3	8 900	27 800	13 000
15	AXW 15	10.1	15	21	31	3.2	3.5	10 500	35 000	11 000
17	AXW 17	11	17	23	33	3.2	3.5	10 900	38 800	10 000
20	AXW 20	14	20	26	38	3.2	3.5	12 700	45 600	8 500
25	AXW 25	19.5	25	32	45	3.2	4	13 900	57 500	7 000
30	AXW 30	22	30	37	50	3.2	4	15 900	69 500	6 000
35	AXW 35	26.6	35	42	55	3.2	4	17 000	80 100	5 500
40	AXW 40	39.2	40	47	63	4.2	4	27 800	109 000	4 700
45	AXW 45	43.4	45	52	68	4.2	4	29 500	119 900	4 300
50	AXW 50	49.2	50	58	73	4.2	4.5	31 800	140 900	3 900

1) 充分冷却下油润滑的极限转速，脂润滑极限转速为表列数值的25%。
1) Limiting speed for oil lubrication.
For grease lubrication, 25% of the values given in the table is permissible.

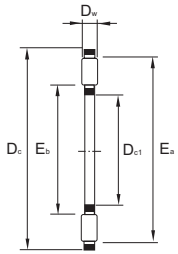

AXK

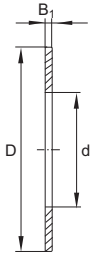

AS

轴 径 Shaft Diameter	推力滚针和保持架组件 Thrust needle & retainer assembly	推力轴承垫圈系列 Thurst bearing washers series	尺 寸 Dimensions						滚道尺寸 Roll path size		基本额定负荷 Basic Load Rating		极限转速 Limiting Speed
			D_{c1} d	D_1	D_c D	d_1	D_w	B_1	E_b	E_a	动 Cr Dynamic	静 Cor Static	$n_{1greeee} \approx$ min^{-1}
mm											N		
4	AXK0414TN	AS 0414	4	- -	14	- -	2	1	5	13	4450	8000	18000
5	AXK0515TN	AS 0515	5	- -	15	- -	2	1	6	14	4750	9200	17000
6	AXK0619TN	AS 0619	6	- -	19	- -	2	1	7	18	6800	15500	16000
8	AXK0821TN	AS 0821	8	- -	21	- -	2	1	9	20	7800	19400	15000
10	AXK1024	AS 1024	10	- -	24	- -	2	1	12	23	9200	25500	14000
12	AXK1226	AS 1226	12	- -	26	- -	2	1	14	25	9900	29000	13000
15	AXK1528	AS 1528	15	16	28	28	2	1	17	27	11300	36000	11000
17	AXK1730	AS 1730	17	18	30	30	2	1	19	29	11900	39500	10000
20	AXK2035	AS 2035	20	21	45	45	2	1	22	34	13100	46500	8500
25	AXK2542	AS 2542	25	26	42	42	2	1	29	41	14700	58000	7000
30	AXK3047	AS 3047	30	32	47	57	2	1	34	46	16300	70000	6000
35	AXK3552	AS 3552	35	37	52	52	2	1	39	51	17800	81000	5500
40	AXK4060	AS 4060	40	42	60	60	3	1	45	58	28000	114000	4700
45	AXK4565	AS 4565	45	47	65	65	3	1	50	63	30000	128000	4300
50	AXK5070	AS 5070	50	52	70	70	3	1	55	68	32000	143000	3900
55	AXK5578	AS 5578	55	57	78	78	3	1	60	76	38000	186000	3500
60	AXK6085	AS 6085	60	62	85	85	3	1	65	83	44500	234000	3200
65	AXK6590	AS 6590	65	67	90	90	3	1	70	88	46500	255000	3000
70	AXK7095	AS 7095	70	72	95	95	4	1	74	93	54000	255000	2900
75	AXK75100	AS 75100	75	77	100	100	4	1	79	98	55000	265000	2700
80	AXK80105	AS 80105	80	82	105	105	4	1	84	103	56000	280000	2600
85	AXK85110	AS 85110	85	87	110	110	4	1	89	108	58000	290000	2400
90	AXK90120	AS 90120	90	92	120	120	4	1	94	118	73000	405000	2300
100	AXK100135	AS 100135	100	102	135	135	4	1	105	133	91000	560000	2000
110	AXK110145	AS 110145	110	112	145	145	4	1	115	143	97000	620000	1900
120	AXK120155	AS 120155	120	122	155	155	4	1	125	153	102000	680000	1700
130	AXK130170	AS 130170	130	132	170	170	5	1	136	167	133000	840000	1600
140	AXK140180	AS 140180	140	142	180	178	5	1	146	177	138000	900000	1500
150	AXK150190	AS 150190	150	152	190	188	5	1	156	187	143000	960000	1400
160	AXK160200	AS 160200	160	162	200	198	5	1	166	197	148000	1020000	1300

推力滚针轴承 THRUST NEEDLE BEARING

英制系列
INCH SERIES

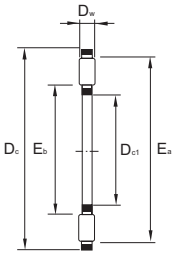

TC

轴 径 Shaft Diameter mm	型 号 Part Number	尺 寸 Diamensions						载荷 Load Rating		极限转速 Limiting Speed	安装尺寸 Mounting Diamensions			
		Inside 内径 Diameter[1]		Outside 外径 Diameter[1]		Roller 滚针 Diameter[1]		动载 Dynamic	静载 Static		I.D.Race Eb max		O.D.Race	
											inch	mm	inch	mm
1/4	TC411	.250	6.35	.687	17.45	.0781	1.984	1370	3000	16000	.28	7.1	.62	15.7
5/16	TC512	.312	7.94	.750	19.05	.0781	1.984	1560	3650	15000	.35	8.9	.68	17
3/8	TC613	.375	9.52	.812	20.62	.0781	1.984	1620	4000	15000	.41	10.4	.75	19
1/2	TC815	.500	12.70	.937	23.80	.0781	1.984	1920	5300	13000	.53	13.5	.89	22
5/8	TC1018	.625	15.88	1.125	28.58	.0781	1.984	2170	6600	11000	.69	17.5	1.05	26
3/4	TC1220	.750	19.05	1.250	31.75	.0781	1.984	2410	8000	9500	.81	20.5	1.17	29
7/8	TC1423	.875	22.22	1.437	36.50	.0781	1.984	2900	10500	8500	.94	23.9	1.35	31
	TC1427	.875	22.22	1.687	42.85	.0781	1.984	4400	18600	7500	.94	23.9	1.61	40
1	TC1625	1.000	25.04	1.562	39.67	.0781	1.984	3150	12100	7500	1.07	27.2	1.48	37
1-1/8	TC1828	1.125	28.58	1.750	44.45	.0781	1.984	3850	16300	6500	1.19	30.2	1.67	42
1-3/16	TC1931	1.188	30.16	1.937	49.20	.0781	1.984	4500	20500	6000	1.25	31.8	1.85	47
1-1/4	TC2031	1.250	31.75	1.937	49.20	.0781	1.984	4500	20500	6000	1.32	33.5	1.85	47
1-3/8	TC2233	1.375	34.92	2.062	52.37	.0781	1.984	4600	21600	5500	1.44	36.6	1.98	50
1-1/2	TC2435	1.500	38.10	2.187	55.55	.0781	1.984	4850	23700	5000	1.57	39.9	2.10	50
1-3/4	TC2840	1.750	44.45	2.500	63.50	.0781	1.984	5600	30000	4500	1.82	46.2	2.41	61
2	TC3244	2.000	50.80	2.750	69.85	.0781	1.984	5800	32500	4000	2.07	52.6	2.65	67
2-1/4	TC3648	2.250	57.12	3.000	76.20	.0781	1.984	6000	35000	3600	2.32	58.9	2.91	73
2-1/2	TC4052	2.500	63.50	3.250	82.55	.0781	1.984	6200	37500	3300	2.57	65.3	3.16	80
3	TC4860	3.000	76.20	3.750	95.25	.0781	1.984	6600	42500	2800	3.07	78.0	3.66	93
3-1/4	TC5266	3.250	82.55	4.125	104.78	.1250	3.175	10900	61000	2600	3.35	85.1	4.00	101.4
4-1/8	TC6681	4.125	104.78	6.062	128.57	.1250	3.175	14200	92000	2100	4.22	107.2	4.96	125

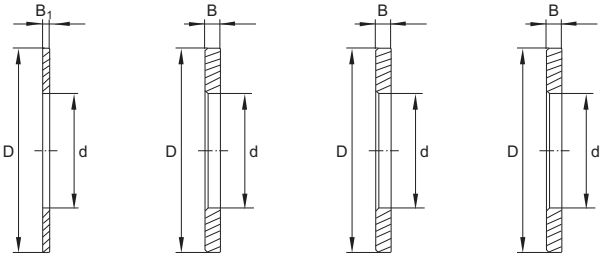

TWA TWB TWC TWD

Mounting Diamensions in inch and mm 安装尺寸												Thrust washer Designation 推力垫圈 TWA... TWB... TWC... TWD...
Shaft Diameter 轴径 F				Housing Diameter 座圈 G min		Housing Diameter 座圈 G				Shaft Diameter 轴径 F max		
inch		mm				inch		mm				
max	min	max	min	inch	mm	max	min	max	min	inch	mm	
.2500	.2470	6.850	6.274	.6870	17.450	.6810	.6850	17.297	17.399	.2420	6.147	411
.3125	.3095	7.938	7.861	.7500	19.050	.7440	.7480	18.898	18.999	.3045	7.734	512
.3750	.3720	9.525	9.449	.8120	20.625	.8060	.8100	20.472	20.574	.3670	9.322	613
.5000	.4970	12.100	12.624	.9370	23.800	.9310	.9350	23.647	23.749	.4920	12.497	815
.6250	.6220	15.875	15.799	1.1250	28.575	1.1190	1.1230	28.423	28.524	.6170	15.672	1018
.7500	.7470	19.050	18.974	1.2500	31.750	1.2440	1.2480	31.598	31.699	.7420	18.847	1220
.8750	.8720	22.225	22.149	1.4370	36.500	1.4310	1.4350	36.347	36.499	.8670	22.022	1423
.8750	.8720	22.225	22.149	1.6870	42.850	1.6810	1.6850	42.697	42.799	.8670	22.022	1427
1.0000	.9970	25.000	25.324	1.5620	39.675	1.5560	1.5500	39.522	39.624	.9920	25.197	1625
1.1250	1.1220	28.575	28.499	1.7500	44.450	1.7440	1.7480	44.298	44.399	1.1170	28.372	1828
1.1875	1.1845	30.162	30.086	1.9370	49.200	1.9310	1.9350	49.047	49.149	1.1795	39.959	1931
1.2500	1.2470	31.150	31.674	1.9370	49.200	1.9310	1.9350	49.047	49.149	1.2420	31.547	2031
1.3750	1.3720	30.925	34.849	2.0620	52.375	2.0560	2.0600	52.222	52.324	1.3670	34.722	2233
1.5000	1.4970	38.100	38.024	2.1870	55.550	2.1810	2.1850	55.397	55.499	1.4920	37.897	2435
1.5000	1.7470	44.450	44.374	2.5000	63.500	2.4940	2.4980	63.348	63.448	1.7420	44.247	2840
2.0000	1.9970	50.800	50.724	2.7500	69.850	2.7440	2.7480	69.698	69.799	1.9920	50.597	3244
2.2500	2.2470	57.150	57.074	3.0000	76.200	2.9940	2.9980	76.048	76.149	2.2420	56.947	3648
2.5000	2.5000	63.500	63.424	3.2500	82.550	3.2440	3.2480	82.398	82.499	2.4920	63.297	4052
3.0000	2.9970	78.200	78.124	3.7500	95.250	3.7440	3.7480	95.098	95.199	2.9920	75.997	4860
3.2500	3.2470	82.550	82.474	4.1250	104.775	4.1190	4.1230	104.623	104.724	3.2420	82.347	5266
4.1250	4.1220	104.775	104.699	5.0620	128.575	5.0560	5.0600	128.422	128.524	4.1170	104.572	6681